

FINCORP gains 5.0%

| | | | | | | | | |
|--------|---|----------|--------|---|--------|-------|---|--------|
| Semdex | ↑ | 2,405.43 | Sem-10 | ↑ | 450.95 | Demex | ↓ | 221.11 |
|--------|---|----------|--------|---|--------|-------|---|--------|

The **SEMDEX** gains 7.20 points closing at 2,405.43 (+0.3%). Market Value Traded (MVT) for the day amounts to Rs55.2m on a volume of 4.3m shares traded.

Foreign Investors (FI) are net buyers with FI Sales (FIS) of Rs11.0m compared to FI Purchases (FIP) of Rs11.4m.

FINCORP gains +5.0% to close at Rs21.00 making it the largest gainer of the day. Its value traded for the day amounts to Rs5.9m, representing 10.7% of total market turnover. FINCORP's market cap currently stands at Rs2.2bn.

Financial Services: MCBG inches lower Rs469.50 (-0.1%), **MUA** weakens to Rs64.00 (-1.5%), **SBMH** advances to Rs5.70 (+1.4%).

Commerce & Industry: IBL inches up to Rs30.00 (0.2%)

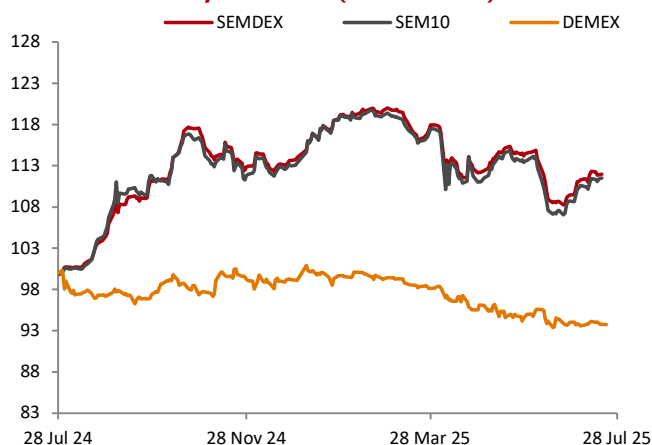
ICT: EMTEL rises to Rs20.30 (+1.5%)

Industry: UBP declines to Rs73.50 (-0.7%)

Investments: ALTEO Rs12.00 (+0.8%), **ENL** Rs4.98 (+0.4%), **ER** Rs25.85 (+4.2%), **MDIT** Rs2.00 (+2.6%), **MEDINE** Rs69.50 (-2.1%), **PAD** Rs25.50 (+2.0%), **TERRA** Rs20.45 (-0.5%)












Leisure and Hotels: ASL Rs67.25 (+0.4%), **NMH** Rs13.15 (+1.2%), **LUX** Rs48.60 (+0.9%)

Property: BLUELIFE moves up to Rs0.46 (+2.2%).

Market Indices: 1 year Trend (Rebased 100)

Market Activity

| Top gainers | | Top losers | |
|---------------------|--------|-----------------------|----------|
| FINCORP | 5.0% | MEDINE | -2.1% |
| ERL | 4.2% | MUA | -1.5% |
| MDIT | 2.6% | UBP | -0.7% |
| BLUELIFE | 2.2% | NEWGOLD | -0.6% |
| PAD | 2.0% | TERRA | -0.5% |
| Most Active (Value) | | Key Market Statistics | |
| MCBG | 21.2 m | Market Cap (Rs) | 315.9 bn |
| CMSP.D0160 | 16.5 m | Market Cap (USD) | 7.0 bn |
| FINCORP | 5.9 m | Market Div Yield | 4.7% |
| ERL | 4.5 m | Market P/E | 6.6x |
| MEDINE | 1.9 m | FI Participation | 20.3% |

Summary Market Data

| | | Closing | ID Δ | IM Δ | 3 M Δ | 1 year trend |
|--------------------------------|---|-----------|--------|-------|-------|---|
| Mauritius | | | | | | |
| SEMDEX | ↑ | 2,405.43 | 0.3% | 4.3% | 1.8% |  |
| SEM-ASI | ↑ | 2,138.12 | 0.2% | 4.3% | 1.7% |  |
| SEM-VWAP | ↑ | 2,142.29 | 0.3% | 4.4% | 1.9% |  |
| SEM10 | ↑ | 450.95 | 0.1% | 4.8% | 2.6% |  |
| DEMEX | ↓ | 221.11 | -0.29% | -1.3% | -2.8% |  |
| Global Indices | | | | | | |
| Japan: Nikkei 225 | ↓ | 41,456.23 | -0.9% | 6.5% | 16.1% |  |
| US: S&P 500 | ↑ | 6,388.64 | 0.4% | 4.9% | 15.6% |  |
| UK: FTSE 100 | ↓ | 9,120.31 | -0.2% | 4.6% | 8.4% |  |
| Europe: Euro Stoxx 50 | ↓ | 5,352.16 | -0.1% | 1.9% | 3.8% |  |
| Emerging Market Indices | | | | | | |
| Brazil: IBOVESPA | ↓ | 133,524.2 | -0.2% | -1.7% | -0.9% |  |
| Russia: MICEX | ↓ | 2,772.39 | -1.3% | -0.7% | -7.8% |  |
| India: SENSEX | ↓ | 81,463.09 | -0.9% | -1.6% | 2.8% |  |
| China: Shanghai Comp | ↓ | 3,593.66 | -0.3% | 4.0% | 9.1% |  |
| South Africa: JSE All Share | ↓ | 98,918.87 | -1.1% | 3.8% | 9.0% |  |

| Commodities | | Closing | ID Δ | 12M Δ | Currencies | | Closing | ID Δ | 12M Δ |
|-------------|---|----------|-------|--------|------------|---|---------|-------|--------|
| Oil (Brent) | ↓ | 68.44 | -1.1% | -16.9% | USDMUR | ↓ | 45.84 | -0.0% | -2.9% |
| Gold | ↓ | 3,337.30 | -0.9% | 41.1% | EURMUR | ↑ | 54.12 | 0.1% | 3.5% |
| Platinum | ↓ | 1,406.22 | -0.6% | 50.0% | GBPMUR | ↓ | 61.89 | -0.4% | -0.11% |

| Selected stocks | | Closing | VWAP | P/E | FIP | FIS | ID Δ | 1M Δ | 3M Δ |
|--|---|---------|--------|-------|--------|-------|-------|--------|--------|
| SEM-10 | | | | | | | | | |
| MCBG | ↓ | 469.50 | 469.93 | 7.37 | 11.0 m | 8.4 m | -0.1% | 9.2% | 4.3% |
| IBLL | ↑ | 30.00 | 30.00 | 6.28 | - | - | 0.2% | - | -3.2% |
| SBMH | ↑ | 5.70 | 5.70 | 3.39 | - | 1.8 m | 1.4% | 3.6% | -5.9% |
| EMTEL | ↑ | 20.30 | 20.01 | 33.28 | - | - | 1.5% | -2.9% | -1.0% |
| PBL | → | 625.00 | 625.00 | 9.42 | - | - | - | 0.6% | -0.8% |
| CIEL | → | 8.30 | 8.21 | 5.00 | - | - | - | - | 3.8% |
| CIM | → | 16.00 | 16.00 | 9.88 | - | - | - | 3.9% | 6.0% |
| ASCENCIA | → | 18.05 | 18.08 | 7.40 | - | - | - | -0.8% | -3.7% |
| VIVO | → | 440.00 | 440.53 | 24.97 | - | - | - | 1.9% | 9.7% |
| ENL | ↑ | 4.98 | 4.97 | 0.89 | 0.4 m | 0.3 m | 0.4% | -82.8% | -81.7% |
| DEM Most Active (3-month average) | | | | | | | | | |
| MIWA | ↓ | 0.18 | 0.18 | 7.2 | - | - | -5.3% | -10.0% | 0.7% |
| TPL.O | → | 3.80 | 3.80 | 7.3 | - | - | - | 18.8% | 11.8% |
| HOTELEST | → | 14.00 | 14.00 | 5.0 | - | - | - | - | -16.4% |

Latest Upcoming Entitlements

| Ann. Date | Company | Market | Event | Type | Rs/share | Ex date | Payment Date |
|-----------|---------|----------|----------|---------|-----------|-----------|--------------|
| 27-Jun-25 | AFREXIM | Official | Dividend | Final | USD 0.303 | 14-Aug-25 | 29-Aug-25 |
| 27-Jun-25 | BLL | Official | Dividend | Final | 0.02 | 14-Jul-25 | 30-Sep-25 |
| 27-Jun-25 | PAD | Official | Dividend | Interim | 0.50 | 14-Jul-25 | 28-Jul-25 |
| 27-Jun-25 | UBP | Official | Dividend | Final | 1.75 | 15-Jul-25 | 30-Sep-25 |
| 27-Jun-25 | CIEL | Official | Dividend | Final | 0.32 | 14-Jul-25 | 30-Jul-25 |
| 26-Jun-25 | ALTEO | Official | Dividend | Final | 0.66 | 10-Jul-25 | 28-Jul-25 |

Latest Announcements

| Date | Company | Details |
|-----------|---------|--|
| 15-Jul-25 | ENL | The Board of ENL and NewENLRogers announced the completion of the restructuring. Rogers and Company Limited and Rogers Consolidated Shareholding Limited have been amalgamated into NewENLRogers, effective 15 July 2025. Both NewENLRogers and ENL post-Scheme will be renamed and rebranded. |
| 9-Jul-25 | MCBG | The Board of MCBG approved the issuance of 2,110,884 new ordinary shares following scrip dividend elections, employee share option exercises, and preference share conversions. These shares will be listed on the SEM and available for trading as from 10 July 2025. The total number of ordinary shares in issue now stands at 261,534,755. |

MCB Securities Ltd (the "Company") issues from time to time publications on specific companies, groups or sectors. Our publications should not be construed as offers or solicitations to buy or sell securities. The information and opinions contained therein have been compiled or arrived at by the Company from sources believed to be reliable and in good faith, but no representation or warranty, express or implied, is made as to their accuracy, completeness or correctness. All our opinions and estimates constitute the Company's own judgment as at respective dates of issue and are subject to change without notice. Our publications are published for the assistance of recipients, but are not to be relied upon as authoritative or taken in substitution for the exercise of judgment by any recipient. Neither the Company, nor any of its director, officer or employee accepts any liability whatsoever for any direct or consequential loss arising from any use of our publications. Furthermore, our publications may not be reproduced, distributed or published in whole or in part for any purpose, unless prior authorization is obtained from the Company. Further, these publications are always subject to our legal notices and disclaimers found on our website:

<http://www.mcbscm.mu/legal>

For trading please contact:

Telephone: (+230) 202 5850

Email: mcbscurities.executions@mcbscm.mu

MCB Securities Ltd
Sir William Newton St, Port Louis

Website: www.mcbscm.mu