

**LUX bounces back to Rs51.00**

Semdex	↓	2,382.70	Sem-10	↓	446.15	Demex	↓	222.04
--------	---	----------	--------	---	--------	-------	---	--------

The **SEMDEX** falls to 2,382.70 (-0.1%). Market Value Traded (MVT) for the day amounts to Rs71.4m with 2.8m shares exchanged. Foreign investors are net sellers with foreign sales (FIS) of Rs14.0m and foreign purchases (FIP) of Rs9.3m.

**LUX** bounces back to Rs51.00 (+8.5%) in today's trading session. Its value traded for the day remains modest at Rs10.2k. At the current price level, its market capitalization stands at Rs7.0bn.

**Finance: MCBG** inches lower to Rs436.75 (-0.7%), **MCBG Pref** advances to Rs10.20 (+0.5%).

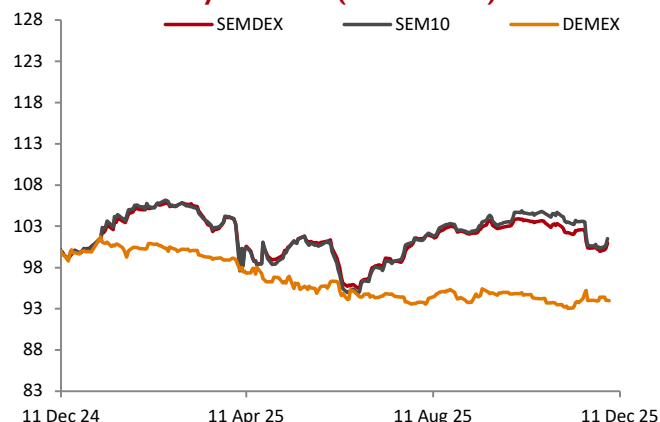
**ICT: EMTEL** falls to Rs22.90 (-0.4%).

**Industry: GAMMA** moves up to Rs32.30 (+0.9%).

**Investments: ERL** Rs20.95 (-0.2%), **MDIT** Rs1.97 (-0.5%), **NIT** Rs10.85 (-0.9%), **POLICY** Rs3.83 (-0.3%).















**Leisure & Hotels: NMH** gains +2.2% to close at Rs13.75, **SUN** inches up to Rs43.15 (+0.3%).

**Property: BLL** falls to Rs0.48 (-2.0%).

**Market Indices: 1 year Trend (Rebased 100)**

**Market Activity**

Top gainers		Top losers	
BHI.P0002	13.0%	BLUELIFE	-2.0%
LUX	8.5%	NIT	-0.9%
NMH.O	2.2%	MCBG	-0.7%
ADBF	1.5%	MDIT	-0.5%
GAMMA	0.9%	EMTEL	-0.4%
Most Active (Value)		Key Market Statistics	
MCBG	41.0 m	Market Cap (Rs)	313.0 bn
ENL	10.5 m	Market Cap (USD)	6.8 bn
CMSP2	6.0 m	Market Div Yield	4.8%
BHI.P0002	5.4 m	Market P/E	7.3x
ERL	3.5 m	FI Participation	0.0%

**Summary Market Data**

		Closing	ID Δ	IM Δ	3 M Δ	1 year trend
<b>Mauritius</b>						
SEMDEX	↓	2,382.70	-0.1%	-2.3%	-2.8%	
SEM-ASI	↓	2,115.55	-0.1%	-2.1%	-2.6%	
SEM-VWAP	↓	2,121.36	-0.1%	-2.0%	-2.3%	
SEM10	↓	446.15	-0.4%	-3.2%	-3.1%	
DEMEX	↓	222.04	-0.02%	0.8%	-0.7%	
<b>Global Indices</b>						
Japan: Nikkei 225	↓	50,148.82	-0.9%	-1.4%	13.0%	
US: S&P 500	↑	6,901.00	0.2%	0.8%	4.8%	
UK: FTSE 100	↑	9,703.16	0.5%	-2.0%	4.4%	
Europe: Euro Stoxx 50	↑	5,753.96	0.8%	0.5%	6.8%	
<b>Emerging Market Indices</b>						
Brazil: IBOVESPA	↑	159,189.1	0.1%	0.9%	11.2%	
Russia: MICEX	↑	2,748.93	1.0%	7.1%	-5.5%	
India: SENSEX	↑	84,818.13	0.5%	1.1%	4.0%	
China: Shanghai Comp	↓	3,873.32	-0.7%	-3.2%	-0.1%	
South Africa: JSE All Share	↑	112,123.60	1.0%	0.8%	7.9%	

Commodities		Closing	ID Δ	12M Δ	Currencies		Closing	ID Δ	12M Δ
Oil (Brent)	↓	61.28	-1.5%	-16.6%	USDMUR	↓	46.37	-0.7%	-1.8%
Gold	↑	4,280.18	1.2%	57.5%	EURMUR	↑	54.68	0.2%	8.6%
Platinum	↑	1,699.61	2.6%	80.7%	GBPMUR	↓	62.41	-0.1%	1.99%

Selected stocks		Closing	VWAP	P/E	FIP	FIS	ID Δ	IM Δ	3M Δ
<b>SEM-10</b>									
MCBG	↓	436.75	438.16	6.23	4.8 m	12.5 m	-0.7%	-6.9%	-7.1%
IBLL	→	30.50	30.50	18.05	-	-	-	1.8%	-
SBMH	→	6.68	6.68	3.98	-	-	-	4.4%	3.7%
EMTEL	↓	22.90	22.95	37.54	-	-	-0.4%	0.2%	6.0%
ERL	↓	20.95	20.93	-	0.4 m	1.4 m	-0.2%	-4.8%	-13.8%
CIEL	→	8.86	8.86	6.92	-	-	-	0.7%	0.7%
CIM	→	17.00	17.13	10.49	-	-	-	5.3%	5.6%
ASCENCIA	→	19.00	19.00	7.92	-	-	-	-	-5.0%
VIVO	→	443.00	443.00	25.14	-	-	-	-3.7%	0.7%
AFREXIM	→	2.71	2.71	2.61	-	-	-	-2.9%	-3.2%
<b>DEM Most Active (3-month average)</b>									
LAVASTONE	→	1.26	1.26	5.04	-	-	-	-4.5%	-3.1%
LFL.O	→	18.30	18.30	4.43	-	-	-	7.0%	-5.7%
SIT LH OPT	→	9,300.00	9,300.00	0.00	-	-	-	-9.7%	36.9%

#### Latest Upcoming Entitlements

Ann. Date	Company	Market	Event	Type	Rs/share	Ex date	Payment Date
14-Nov-25	ALTEO	Official	Dividend	Interim	0.25	01-Dec-25	15-Dec-25
14-Nov-25	MUA	Official	Dividend	Final	2.10	02-Dec-25	26-Dec-25
14-Nov-25	ALMARYS	Official	Dividend	Interim	0.12	02-Dec-25	31-Dec-25
13-Nov-25	MOROIL	Official	Dividend	Interim	0.50	01-Dec-25	19-Dec-25
14-Nov-25	ABC MOTORS	DEM	Dividend	Final	1.20	02-Dec-25	21-Jan-26
14-Nov-25	RHT HOLDING	DEM	Dividend	Interim	0.55	01-Dec-25	23-Dec-25

#### Latest Announcements

Date	Company	Details
25-Nov-25	STEVENHILLS	Mr. Hossen Goburdhun (CEO) has submitted his resignation, which will take effect on 25 Nov 2025.
19-Nov-25	NMH	The potential acquisition of the Zanzibar Resort, initially considered by Beachcomber Hospitality Investments Ltd ("BHI"), is now being contemplated by the Company. In order to partly fund the acquisition of the Zanzibar Resort, the Company has decided to sell the Royal Palm Beachcomber Luxury ("Royal Palm") to its wholly owned subsidiary, BHI, which will then be leased back to and operated by the Company. The remaining amount for the acquisition will be financed through bank debt.

MCB Securities Ltd (the "Company") issues from time to time publications on specific companies, groups or sectors. Our publications should not be construed as offers or solicitations to buy or sell securities. The information and opinions contained therein have been compiled or arrived at by the Company from sources believed to be reliable and in good faith, but no representation or warranty, express or implied, is made as to their accuracy, completeness or correctness. All our opinions and estimates constitute the Company's own judgment as at respective dates of issue and are subject to change without notice. Our publications are published for the assistance of recipients, but are not to be relied upon as authoritative or taken in substitution for the exercise of judgment by any recipient. Neither the Company, nor any of its director, officer or employee accepts any liability whatsoever for any direct or consequential loss arising from any use of our publications. Furthermore, our publications may not be reproduced, distributed or published in whole or in part for any purpose, unless prior authorization is obtained from the Company. Further, these publications are always subject to our legal notices and disclaimers found on our website:

<http://www.mcbscm.mu/legal>

#### For trading please contact:

Telephone: (+230) 202 5850

Email: [mcbscurities.executions@mcbscm.mu](mailto:mcbscurities.executions@mcbscm.mu)

MCB Securities Ltd  
Sir William Newton St, Port Louis

Website: [www.mcbscm.mu](http://www.mcbscm.mu)