

**MCBG ends session at Rs440.00**

|        |   |          |        |   |        |       |   |        |
|--------|---|----------|--------|---|--------|-------|---|--------|
| Semdex | ↓ | 2,394.69 | Sem-I0 | ↓ | 448.09 | Demex | ↓ | 222.01 |
|--------|---|----------|--------|---|--------|-------|---|--------|

The **SEMDEX** closes in the green territory at 2,403.42 (+0.2%). Market Value Traded (MVT) for the day amounts to Rs43.00m with 1.5 shares exchanged.

**Foreign Investors (FI)** are net buyers with FI Sales (FIS) of Rs3.6m and FI Purchases (FIP) of R5.6m

**MCBG** declines by -0.6% to close at Rs440.00, with value traded for the day amounting to Rs19.3m, representing nearly 45% of total market turnover. The Group has set the Scrip Price at Rs432.71. Eligible shareholders may elect for Scrip Shares by submitting their election form to MCB Registry and Securities Ltd by 05 December 2025, provided their existing Ordinary Shares are dematerialised in a CDS account. Shareholders who previously elected for Scrip Shares do not need to resubmit unless modifying their choice. The SEM

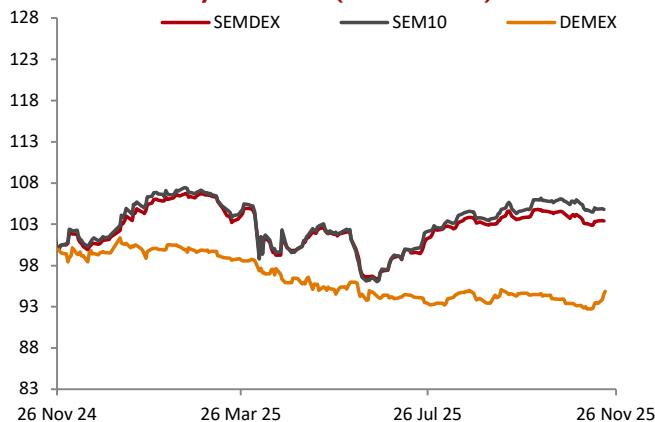
has approved the issue and listing of up to 8,500,000 new Ordinary Shares under the Scrip Dividend Scheme.

**Industry & Commerce:** **IBL** rises further to Rs23.00 (+1.8%), **UBP** declines to Rs56.00 (-3.5%).

**Investments:** **FINCORP** Rs18.60 (-0.5%), **MDIT** Rs2.00 (-0.5%), **MEDINE** Rs67.75 (-0.4%), **NIT** Rs10.80 (+2.9%), **PAD** Rs22.65 (-4.0%), **TERRA** Rs20.40 (-0.5%).















**Leisure & Hotels:** **ASL** inches up to Rs61.25 (+0.4%), **LOTO** advances to Rs4.47 (+4.0%), **LUX** rises to Rs49.00 (+2.3%).

**Property:** **ASCENCIA** declines to Rs19.00 (-2.6%). **BLL** falls to Rs0.46 (-6.1%).

**Market Indices: 1 year Trend (Rebased 100)**

**Market Activity**

| Top gainers         |        | Top losers            |          |
|---------------------|--------|-----------------------|----------|
| LOTTO               | 4.0%   | BLUELIFE              | -6.1%    |
| NIT                 | 2.9%   | PAD                   | -4.0%    |
| LUX                 | 2.3%   | ASCENCIA              | -2.6%    |
| ASL                 | 0.4%   | NEWGOLD               | -0.9%    |
|                     |        | IBLL                  | -0.6%    |
| Most Active (Value) |        | Key Market Statistics |          |
| MCBG                | 19.3 m | Market Cap (Rs)       | 314.5 bn |
| MOROIL              | 6.7 m  | Market Cap (USD)      | 6.8 bn   |
| TERRA               | 4.4 m  | Market Div Yield      | 4.7%     |
| PBL                 | 1.9 m  | Market P/E            | 7.4x     |
| VIVO                | 1.4 m  | FI Participation      | 10.8%    |

**Summary Market Data**

|                                |   | Closing    | ID Δ   | IM Δ  | 3 M Δ | 1 year trend  |
|--------------------------------|---|------------|--------|-------|-------|---|
| <b>Mauritius</b>               |   |            |        |       |       |   |
| SEMDEX                         | ↓ | 2,394.69   | -0.4%  | -3.0% | -2.3% |  |
| SEM-ASI                        | ↓ | 2,128.08   | -0.4%  | -2.4% | -2.3% |  |
| SEM-VWAP                       | ↓ | 2,133.72   | -0.1%  | -2.2% | -2.1% |  |
| SEM10                          | ↓ | 448.09     | -0.5%  | -4.0% | -2.3% |  |
| DEMEX                          | ↓ | 222.01     | -0.05% | 0.2%  | -0.6% |  |
| <b>Global Indices</b>          |   |            |        |       |       |   |
| Japan: Nikkei 225              | ↑ | 48,659.52  | 0.1%   | -1.3% | 13.7% |  |
| US: S&P 500                    | ↑ | 6,765.88   | 0.9%   | -0.4% | 5.1%  |  |
| UK: FTSE 100                   | ↑ | 9,609.53   | 0.8%   | -0.4% | 3.1%  |  |
| Europe: Euro Stoxx 50          | ↑ | 5,576.55   | 0.9%   | -1.7% | 2.4%  |  |
| <b>Emerging Market Indices</b> |   |            |        |       |       |   |
| Brazil: IBOVESPA               | ↑ | 155,910.0  | 0.7%   | 6.7%  | 13.0% |  |
| Russia: MICEX                  | ↑ | 2,685.95   | 1.2%   | 5.6%  | -7.0% |  |
| India: SENSEX                  | ↓ | 84,587.01  | -0.4%  | 0.4%  | 3.6%  |  |
| China: Shanghai Comp           | ↑ | 3,870.02   | 0.9%   | -2.0% | -0.3% |  |
| South Africa: JSE All Share    | ↑ | 110,295.21 | 0.3%   | -0.1% | 7.1%  |  |

| Commodities |   | Closing  | ID Δ  | 12M Δ  | Currencies |   | Closing | ID Δ  | 12M Δ |
|-------------|---|----------|-------|--------|------------|---|---------|-------|-------|
| Oil (Brent) | ↓ | 61.80    | -1.5% | -15.4% | USDMUR     | ↓ | 46.57   | -0.5% | -1.3% |
| Gold        | ↓ | 4,131.00 | -0.1% | 57.3%  | EURMUR     | ↑ | 54.21   | 0.1%  | 8.5%  |
| Platinum    | ↑ | 1,566.00 | 0.9%  | 62.2%  | GBPMUR     | ↑ | 61.72   | 0.2%  | 2.54% |

| Selected stocks                          |   | Closing | VWAP   | P/E   | FIP   | FIS   | ID Δ  | 1M Δ  | 3M Δ  |
|--|---|---------|--------|-------|-------|-------|-------|-------|-------|
| <b>SEM-10</b>                            |   |         |        |       |       |       |       |       |       |
| MCBG                                     | ↓ | 440.00  | 440.72 | 6.27  | 3.4 m | 1.8 m | -0.6% | -6.4% | -6.4% |
| IBLL                                     | ↓ | 31.00   | 31.14  | 18.34 | -     | -     | -0.6% | -3.1% | 4.0%  |
| SBMH                                     | ⇒ | 6.40    | 6.40   | 3.81  | -     | -     | -     | -2.1% | 5.3%  |
| EMTEL                                    | ⇒ | 22.95   | 22.95  | 37.62 | -     | -     | -     | 4.1%  | 8.8%  |
| ERL                                      | ⇒ | 22.85   | 22.83  | -     | -     | -     | -     | -0.7% | -7.9% |
| CIEL                                     | ⇒ | 8.74    | 8.74   | 6.83  | -     | -     | -     | -0.7% | -0.7% |
| CIM                                      | ⇒ | 16.00   | 16.00  | 9.88  | -     | -     | -     | -1.2% | -0.3% |
| ASCENCIA                                 | ↓ | 19.00   | 19.00  | 7.92  | -     | -     | -2.6% | 3.7%  | 7.4%  |
| VIVO                                     | ⇒ | 459.50  | 459.50 | 26.08 | -     | -     | -     | -0.1% | 4.3%  |
| AFREXIM                                  | ⇒ | 2.75    | 2.75   | 2.65  | -     | -     | -     | -1.1% | -1.4% |
| <b>DEM Most Active (3-month average)</b> |   |         |        |       |       |       |       |       |       |
| ATTITUDE                                 | ↓ | 10.70   | 10.70  | 17.83 | -     | -     | -0.5% | -2.7% | -2.7% |
| MFDG                                     | ⇒ | 10.00   | 10.00  | 20.00 | -     | -     | -     | -     | 5.3%  |
| EUDCOS                                   | ⇒ | 14.20   | 14.20  | 10.36 | -     | -     | -     | -4.4% | -5.6% |

#### Latest Upcoming Entitlements

| Ann. Date | Company     | Market   | Event    | Type    | Rs/share | Ex date   | Payment Date |
|-----------|-------------|----------|----------|---------|----------|-----------|--------------|
| 14-Nov-25 | ALTEO       | Official | Dividend | Interim | 0.25     | 01-Dec-25 | 15-Dec-25    |
| 14-Nov-25 | MUA         | Official | Dividend | Final   | 2.10     | 02-Dec-25 | 26-Dec-25    |
| 14-Nov-25 | ALMARYS     | Official | Dividend | Interim | 0.12     | 02-Dec-25 | 31-Dec-25    |
| 13-Nov-25 | MOROIL      | Official | Dividend | Interim | 0.50     | 01-Dec-25 | 19-Dec-25    |
| 14-Nov-25 | ABC MOTORS  | DEM      | Dividend | Final   | 1.20     | 02-Dec-25 | 21-Jan-26    |
| 14-Nov-25 | RHT HOLDING | DEM      | Dividend | Interim | 0.55     | 01-Dec-25 | 23-Dec-25    |

#### Latest Announcements

| Date      | Company | Details  |
|-----------|---------|--|
| 19-Nov-25 | NMH     | The potential acquisition of the Zanzibar Resort, initially considered by Beachcomber Hospitality Investments Ltd ("BHI"), is now being contemplated by the Company. In order to partly fund the acquisition of the Zanzibar Resort, the Company has decided to sell the Royal Palm Beachcomber Luxury ("Royal Palm") to its wholly owned subsidiary, BHI, which will then be leased back to and operated by the Company. The remaining amount for the acquisition will be financed through bank debt. |
| 19-Nov-25 | MCBG    | MCB Group Limited informs that the holders of Preference Shares may exercise their option to convert any or all of their Preference Shares into Ordinary Shares of the Company at a conversion price of Rs. 441.92. Holders of Preference Shares will be able to convert their Preference Shares into Ordinary Shares, provided that the Conversion Acceptance Notice, has been received by MCB Registry and Securities Ltd by the 12th December 2025.   |

MCB Securities Ltd (the "Company") issues from time to time publications on specific companies, groups or sectors. Our publications should not be construed as offers or solicitations to buy or sell securities. The information and opinions contained therein have been compiled or arrived at by the Company from sources believed to be reliable and in good faith, but no representation or warranty, express or implied, is made as to their accuracy, completeness or correctness. All our opinions and estimates constitute the Company's own judgment as at respective dates of issue and are subject to change without notice. Our publications are published for the assistance of recipients, but are not to be relied upon as authoritative or taken in substitution for the exercise of judgment by any recipient. Neither the Company, nor any of its director, officer or employee accepts any liability whatsoever for any direct or consequential loss arising from any use of our publications. Furthermore, our publications may not be reproduced, distributed or published in whole or in part for any purpose, unless prior authorization is obtained from the Company. Further, these publications are always subject to our legal notices and disclaimers found on our website:

<http://www.mcbscm.mu/legal>

#### For trading please contact:

Telephone: (+230) 202 5850

Email: [mcbscurities.executions@mcbscm.mu](mailto:mcbscurities.executions@mcbscm.mu)

MCB Securities Ltd  
Sir William Newton St, Port Louis

Website: [www.mcbscm.mu](http://www.mcbscm.mu)