

EMTEL inches up to Rs22.50

Semdex	↓	2,461.24	Sem-10	↓	462.15	Demex	↓	224.07
--------	---	----------	--------	---	--------	-------	---	--------

The **SEMDEX** inches lower to 2,461.24. Market Value Traded (MVT) for the day amounts to Rs51.7m on a volume of 2.1m shares traded.

Foreign Investors (FI) are net sellers with FI Sales (FIS) of Rs8.4m, compared to FI Purchases (FIP) of Rs0.2m.

EMTEL advances by +0.2% to close the session at Rs22.50. Its value traded for the day amounts to Rs12.1m, accounting for 23.4% of total market turnover. At the current price level, its market capitalisation stands at Rs10.2bn.

Finance: ABCH gains +2.2% to close at Rs18.50, **MCBG** inches up to Rs468.25 (+0.1%), **SBMH** declines further to Rs6.60 (-1.2%).

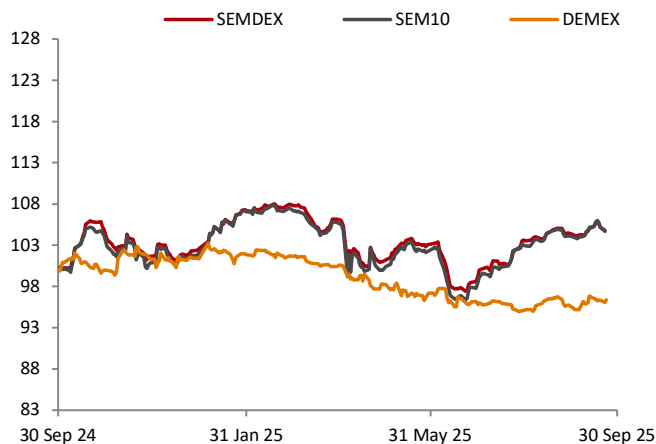
Commerce: SHEL rises to Rs441.25 (+0.1%).

Investments: ALTEO Rs12.35 (+0.8%), **CIEL** Rs8.86 (-0.2%), **ENLG** Rs6.00 (+0.7%), **ERL** Rs24.15 (+0.2%), **MDIT** Rs1.94 (+0.5%), **POLICY** Rs4.13 (-0.2%), **UTDL** Rs86.25 (+1.2%).

Leisure & Hotels: ASL moves up to Rs70.25 (+0.4%), **RIVEO** inches up to Rs20.50 (+0.2%), **SUN** advances to Rs42.70 (+0.1%).

Property: ASCENCIA declines to Rs18.85 (-0.3%) with value traded for the day amounting to Rs3.2m.















Market Indices: 1 year Trend (Rebased 100)



Market Activity

Top gainers		Top losers	
ABCH	2.2%	SBMH	-1.2%
UTDL	1.2%	NEWGOLD	-0.3%
ALTEO	0.8%	ASCENCIA	-0.3%
ENL	0.7%	POLICY	-0.2%
MDIT	0.5%	CIEL	-0.2%
Most Active (Value)		Key Market Statistics	
MCBG	13.7 m	Market Cap (Rs)	323.2 bn
EMTEL	12.1 m	Market Cap (USD)	7.1 bn
FINCORP	5.0 m	Market Div Yield	4.6%
ERL	4.9 m	Market P/E	7.4x
ASCENCIA	3.2 m	FI Participation	8.3%

Summary Market Data

		Closing	1D Δ	1M Δ	3 M Δ	1 year trend
Mauritius						
SEMDEX	↓	2,461.24	-0.0%	0.5%	6.6%	
SEM-ASI	↓	2,179.80	-0.0%	0.4%	6.2%	
SEM-VWAP	↑	2,182.49	0.1%	0.4%	6.3%	
SEM10	↓	462.15	-0.1%	0.9%	7.5%	
DEMEX	↓	224.07	-0.20%	0.4%	0.0%	
Global Indices						
Japan: Nikkei 225	↓	45,043.75	-0.7%	5.4%	12.2%	
US: S&P 500	↑	6,661.21	0.3%	3.1%	7.9%	
UK: FTSE 100	↑	9,299.84	0.2%	1.2%	5.7%	
Europe: Euro Stoxx 50	↑	5,506.85	0.1%	2.9%	3.4%	
Emerging Market Indices						
Brazil: IBOVESPA	↑	146,336.8	0.6%	3.5%	6.9%	
Russia: MICEX	↓	2,684.09	-1.5%	-7.4%	-4.3%	
India: SENSEX	↓	80,364.94	-0.1%	0.7%	-4.4%	
China: Shanghai Comp	↑	3,862.53	0.9%	0.1%	12.8%	
South Africa: JSE All Share	↑	107,243.60	0.5%	5.3%	11.9%	

Commodities		Closing	ID Δ	I2M Δ	Currencies		Closing	ID Δ	I2M Δ
Oil (Brent)	↓	67.97	-3.1%	-5.6%	USDMUR	↑	46.11	0.1%	-0.5%
Gold	↑	3,833.55	2.0%	44.2%	EURMUR	↑	54.30	0.0%	3.1%
Platinum	↑	1,603.43	1.4%	59.7%	GBPMUR	↑	62.23	0.1%	-1.38%

Selected stocks		Closing	VWAP	P/E	FIP	FIS	ID Δ	IM Δ	3M Δ
SEM-10									
MCBG	↑	468.25	468.89	6.67	-	4.5 m	0.1%	-0.4%	6.4%
IBLL	→	30.35	30.29	17.96	-	-	-	1.7%	1.2%
SBMH	↓	6.60	6.63	3.93	-	-	-1.2%	8.2%	16.6%
EMTEL	↑	22.50	22.50	36.89	-	-	0.2%	6.4%	7.7%
PBL	→	633.00	633.00	12.96	-	-	-	-	1.9%
CIEL	↓	8.86	8.86	6.92	-	-	-0.2%	0.7%	5.7%
CIM	→	16.15	16.15	9.97	-	-	-	0.6%	4.2%
ASCENCIA	↓	18.85	18.85	7.85	-	-	-0.3%	3.6%	5.0%
VIVO	↑	441.25	441.08	25.04	-	-	0.1%	0.1%	2.1%
ENL	↑	6.00	6.00	7.89	-	-	0.7%	-10.4%	2.0%
DEM Most Active (3-month average)									
MIWA	→	0.14	0.14	12.7	0.07 m	-	-	-17.6%	-30.0%
VELG	↓	18.50	18.50	8.1	-	-	-1.1%	9.1%	18.6%
LAVASTONE	→	1.33	1.33	5.3	-	-	-	-	9.9%

Latest Upcoming Entitlements

Ann. Date	Company	Market	Event	Type	Rs/share	Ex date	Payment Date
26-Sep-25	MCBG	Official	Dividend	Final	15.00	19-Nov-25	19-Dec-25
26-Sep-25	MCBG PREF	Official	Dividend	Final	0.24	27-Nov-25	31-Dec-25
25-Sep-25	FINCORP	Official	Dividend	Final	0.70	19-Nov-25	19-Dec-25
25-Sep-25	PAD	Official	Dividend	Final	0.68	24-Nov-25	26-Dec-25
24-Sep-25	MEDINE	Official	Dividend	Final	1.30	09-Oct-25	04-Nov-25
23-Sep-25	ADBF	Official	Dividend	Final	USD 0.30	10-Oct-25	30-Oct-25

Latest Announcements

Date	Company	Details
22-Sep-25	SBMH	The Listing Executive Committee of the SEM has given its approval to the listing by way of a private placement on the Official Market of MUR 2,500,000,000 of Unsecured and Subordinated Fixed Rate Notes of SBM Holdings Ltd under the MUR 5,000,000,000 offering memorandum. On the first day of trading, scheduled for 03 October 2025, 1000 Notes will be made available at an indicative price of MUR 10,000 per Note (the indicative price will be adjusted to the nearest tick size as per the Trading Procedures)
18-Sep-25	SBMH	Mr Mahendra Vikramdass Panchoo has been appointed as Chairman of the Board of SBMH.

MCB Securities Ltd (the “Company”) issues from time to time publications on specific companies, groups or sectors. Our publications should not be construed as offers or solicitations to buy or sell securities. The information and opinions contained therein have been compiled or arrived at by the Company from sources believed to be reliable and in good faith, but no representation or warranty, express or implied, is made as to their accuracy, completeness or correctness. All our opinions and estimates constitute the Company's own judgment as at respective dates of issue and are subject to change without notice. Our publications are published for the assistance of recipients, but are not to be relied upon as authoritative or taken in substitution for the exercise of judgment by any recipient. Neither the Company, nor any of its director, officer or employee accepts any liability whatsoever for any direct or consequential loss arising from any use of our publications. Furthermore, our publications may not be reproduced, distributed or published in whole or in part for any purpose, unless prior authorization is obtained from the Company. Further, these publications are always subject to our legal notices and disclaimers found on our website:

<http://www.mcbscm.mu/legal>

For trading please contact:

Telephone: (+230) 202 5850

Email: mcbscurities.executions@mcbscm.mu

MCB Securities Ltd
Sir William Newton St, Port Louis

Website: www.mcbscm.mu