

SBMH inches up to Rs6.70

Semdex	↑	2,458.49	Sem-10	↑	461.49	Demex	↑	224.53
--------	---	----------	--------	---	--------	-------	---	--------

The **SEMDEX** inches up at 2,458.49 (+0.1%). Market Value Traded (MVT) for the day amounts to Rs77.8m on a volume of 2.5m shares traded.

Foreign Investors (FI) are net sellers with FI Sales (FIS) of Rs14.4m compared to FI Purchases (FIP) of Rs8.0m.

SBMH inches up to Rs6.70 (+0.6%). The stock remained unchanged at Rs6.66 over the past three trading sessions. Its value traded for the day amounts to Rs2.1m, accounting for 2.7% of total market turnover.

ICT: EMTEL gains +0.5% to close at Rs22.25 with value traded for the day amounting to Rs9.3m.

Industry: UBP rises to Rs67.00 (+0.8%).

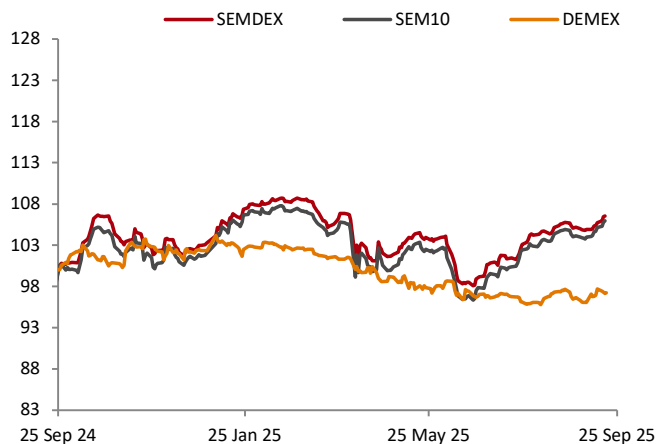
Investments: ENL Rs5.98 (+0.3%), **FINCORP** Rs21.00 (-3.2%), **MDIT** Rs1.94 (-1.0%), **NIT** Rs9.90 (+2.1%).

Leisure & Hotels: NMH advances to Rs13.65 (+3.0%).

Property: ASCENCIA closes lower at Rs18.90 (-0.5%), **BLL** rises to Rs0.50 (+2.0%).

Sugar: OMNICANE declines to Rs17.75 (-1.4%).















Market Indices: 1 year Trend (Rebased 100)



Market Activity

Top gainers		Top losers	
NMH.O	3.0%	NEWGOLD	-6.6%
NIT	2.1%	FINCORP	-3.2%
BLUELIFE	2.0%	OMNICANE	-1.4%
UBP	0.8%	MDIT	-1.0%
SBMH	0.6%	ASCENCIA	-0.5%
Most Active (Value)		Key Market Statistics	
MCBG	30.7 m	Market Cap (Rs)	322.9 bn
MUA	10.6 m	Market Cap (USD)	7.1 bn
EMTEL	9.3 m	Market Div Yield	4.6%
VIVO	8.8 m	Market P/E	7.1x
CIM	5.7 m	FI Participation	14.0%

Summary Market Data

		Closing	ID Δ	IM Δ	3 M Δ	1 year trend
Mauritius						
SEMDEX	↑	2,458.49	0.1%	-0.0%	6.8%	
SEM-ASI	↑	2,173.06	0.1%	-0.3%	6.5%	
SEM-VWAP	↑	2,175.46	0.1%	-0.4%	6.7%	
SEM10	↑	461.49	0.1%	0.1%	7.7%	
DEMEX	↑	224.53	0.09%	-0.0%	0.6%	
Global Indices						
Japan: Nikkei 225	→	45,493.66	-	6.7%	18.6%	
US: S&P 500	↓	6,656.92	-0.6%	2.9%	10.5%	
UK: FTSE 100	↓	9,223.32	-0.0%	-1.1%	5.3%	
Europe: Euro Stoxx 50	↑	5,476.95	0.6%	-0.2%	4.9%	
Emerging Market Indices						
Brazil: IBOVESPA	↑	146,491.8	0.0%	6.2%	6.8%	
Russia: MICEX	↓	2,723.58	-1.3%	-6.0%	-0.8%	
India: SENSEX	↓	81,715.63	-0.5%	0.5%	-0.4%	
China: Shanghai Comp	↑	3,853.64	0.8%	0.7%	12.7%	
South Africa: JSE All Share	→	106,693.24	-	3.9%	11.3%	

Commodities		Closing	ID Δ	12M Δ	Currencies		Closing	ID Δ	12M Δ
Oil (Brent)	↑	67.63	1.6%	-8.5%	USDMUR	↑	45.93	0.4%	-0.5%
Gold	↑	3,764.01	0.5%	43.2%	EURMUR	↑	54.24	0.0%	2.9%
Platinum	↑	1,477.35	4.1%	53.8%	GBPMUR	↑	62.15	0.1%	-1.44%

Selected stocks		Closing	VWAP	P/E	FIP	FIS	ID Δ	1M Δ	3M Δ
SEM-10									
MCBG	→	467.00	466.97	7.33	3.7 m	13.2 m	-	-0.6%	8.6%
IBLL	→	30.20	30.15	6.32	-	-	-	0.7%	0.7%
SBMH	↑	6.70	6.70	3.99	-	-	0.6%	10.2%	21.8%
EMTEL	↑	22.25	22.01	36.48	-	-	0.5%	5.0%	6.5%
PBL	→	633.00	633.00	12.96	-	-	-	-	1.9%
CIEL	→	8.80	8.80	5.30	-	-	-	-1.6%	6.0%
CIM	→	16.15	16.15	9.97	-	-	-	-0.6%	4.9%
ASCENCIA	↓	18.90	18.77	7.88	-	-	-0.5%	4.7%	4.4%
VIVO	→	441.00	441.01	25.03	-	-	-	0.1%	2.1%
ENL	↑	5.98	5.98	-	-	-	0.3%	-14.6%	-79.4%
DEM Most Active (3-month average)									
MIWA	→	0.14	0.14	5.6	-	0.11 m	-	-26.3%	-30.0%
LAVASTONE	↑	1.33	1.30	5.3	0.0 m	-	3.1%	-0.7%	6.4%
ATTITUDE	→	11.00	11.00	18.3	-	-	-	-	10.0%

Latest Upcoming Entitlements

Ann. Date	Company	Market	Event	Type	Rs/share	Ex date	Payment Date
17-Sep-25	BHI CLASS A	Official	Dividend	Final	34.71	03-Oct-25	22-Oct-25
17-Sep-25	BHI CLASS B	Official	Dividend	Final	EUR 34.71	03-Oct-25	22-Oct-25
4-Sep-25	MTDG	DEM	Dividend	Final	0.52	01-Oct-25	31-Oct-25
7-Aug-25	KOLOS	Official	Dividend	Interim	4.20	22-Aug-25	30-Sep-25
4-Aug-25	LOTO	Official	Dividend	Interim	0.15	20-Aug-25	30-Sep-25
27-Jun-25	AFREXIM	Official	Dividend	Final	USD 0.303	14-Aug-25	29-Aug-25

Latest Announcements

Date	Company	Details
22-Sep-25	SBMH	The Listing Executive Committee of the SEM has given its approval to the listing by way of a private placement on the Official Market of MUR 2,500,000,000 of Unsecured and Subordinated Fixed Rate Notes of SBM Holdings Ltd under the MUR 5,000,000,000 offering memorandum. On the first day of trading, scheduled for 03 October 2025, 1000 Notes will be made available at an indicative price of MUR 10,000 per Note (the indicative price will be adjusted to the nearest tick size as per the Trading Procedures)
18-Sep-25	SBMH	Mr Mahendra Vikramdass Panchoo has been appointed as Chairman of the Board of SBMH.

MCB Securities Ltd (the “Company”) issues from time to time publications on specific companies, groups or sectors. Our publications should not be construed as offers or solicitations to buy or sell securities. The information and opinions contained therein have been compiled or arrived at by the Company from sources believed to be reliable and in good faith, but no representation or warranty, express or implied, is made as to their accuracy, completeness or correctness. All our opinions and estimates constitute the Company's own judgment as at respective dates of issue and are subject to change without notice. Our publications are published for the assistance of recipients, but are not to be relied upon as authoritative or taken in substitution for the exercise of judgment by any recipient. Neither the Company, nor any of its director, officer or employee accepts any liability whatsoever for any direct or consequential loss arising from any use of our publications. Furthermore, our publications may not be reproduced, distributed or published in whole or in part for any purpose, unless prior authorization is obtained from the Company. Further, these publications are always subject to our legal notices and disclaimers found on our website:

<http://www.mcbscm.mu/legal>

For trading please contact:

Telephone: (+230) 202 5850

Email: mcbscurities.executions@mcbscm.mu

MCB Securities Ltd
Sir William Newton St, Port Louis

Website: www.mcbscm.mu