

SBMH hits 52-week high

Semdex	↑	2,452.24	Sem-10	↑	460.29	Demex	↑	223.66
--------	---	----------	--------	---	--------	-------	---	--------

The **SEMDEX** inches up by 1.01 points to close at 2,452.24 (+0.04%). Market Value Traded (MVT) for the day amounts to Rs40.2m on a volume of 0.9m shares traded.

Foreign Investors (FI) are net sellers with FI Sales (FIS) of Rs14.3m compared to FI Purchases (FIP) of Rs3.1m.

SBMH gains +0.3% to close at a new 52-week high of Rs6.42, marking its third consecutive session of gains. Value traded stands at Rs2.4m, representing 5.9% of total market turnover. At the current price, the banking stock's market capitalization is Rs19.5bn, with a dividend yield of 7.8%.

Finance: CIM moves up to Rs16.10 (+0.3%).

ICT: EMTEL edges higher to Rs21.55 (+0.5%).

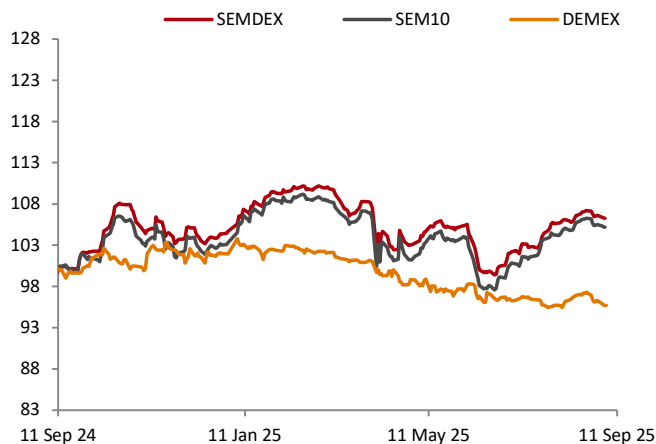
Commerce & Industry: VIVO inches up to Rs440.00 (+0.3%), **IBL** retreats to Rs30.00 (-1.6%), **MOROIL** inches lower to Rs16.00 (-0.3%), **PIM** rises to Rs51.00 (+2.0%).

Investments: ALTEO Rs12.00 (-1.2%), **ENL** Rs6.12 (-0.3%), **FINCORP** Rs21.00 (+3.5%), **PAD** Rs25.60 (+0.4%), **POLICY** Rs3.90 (+2.6%).

Leisure & Hotels: NMH moves lower to Rs13.70 (-0.4%), **LUX** closes higher at Rs50.75 (+0.5%) with value traded for the day amounting to Rs2.6m.















Property: ASCENCIA rises to Rs19.00 (+2.7%), **BLL** declines to Rs0.50 (-2.0%).

AFREXIMBANK gains +0.7% to close at USD2.80.

Market Indices: 1 year Trend (Rebased 100)

Market Activity

Top gainers		Top losers	
FINCORP	3.4%	NEWGOLD	-5.3%
ASCENCIA	2.7%	MISB	-2.2%
POLICY	2.6%	BLUELIFE	-2.0%
PIM	2.0%	IBLL	-1.6%
ADBF	1.8%	ALTEO	-1.2%
Most Active (Value)		Key Market Statistics	
MCBG	18.7 m	Market Cap (Rs)	322.1 bn
SBM BD A2	5.5 m	Market Cap (USD)	7.1 bn
NEWGOLD	5.0 m	Market Div Yield	4.7%
LUX	2.6 m	Market P/E	6.8x
SBMH	2.4 m	FI Participation	22.0%

Summary Market Data

		Closing	ID Δ	IM Δ	3 M Δ	1 year trend
Mauritius						
SEMDEX	↑	2,452.24	0.0%	0.9%	4.7%	
SEM-ASI	↓	2,169.71	-0.1%	0.5%	3.9%	
SEM-VWAP	↑	2,172.37	0.1%	0.4%	4.0%	
SEM10	↑	460.29	0.0%	1.2%	6.2%	
DEMEX	↑	223.66	0.12%	0.2%	-0.6%	
Global Indices						
Japan: Nikkei 225	↑	43,837.67	0.9%	4.8%	14.7%	
US: S&P 500	↑	6,532.04	0.3%	2.2%	8.2%	
UK: FTSE 100	↓	9,225.39	-0.2%	1.4%	4.2%	
Europe: Euro Stoxx 50	↓	5,361.47	-0.1%	0.3%	-1.0%	
Emerging Market Indices						
Brazil: IBOVESPA	↑	142,348.7	0.5%	4.7%	4.3%	
Russia: MICEX	↓	2,914.26	-0.7%	-0.4%	7.0%	
India: SENSEX	↑	81,425.15	0.4%	2.0%	-1.2%	
China: Shanghai Comp	↑	3,812.22	0.1%	4.9%	12.6%	
South Africa: JSE All Share	↑	103,587.70	0.3%	2.7%	7.2%	

Commodities		Closing	ID Δ	I2M Δ	Currencies		Closing	ID Δ	I2M Δ
Oil (Brent)	↑	67.49	1.7%	-2.5%	USDMUR	↑	46.01	0.1%	-1.1%
Gold	↑	3,640.75	0.4%	44.7%	EURMUR	↑	54.07	0.1%	3.4%
Platinum	↑	1,393.80	1.4%	47.8%	GBPMUR	↑	62.53	0.1%	0.92%

Selected stocks		Closing	VWAP	P/E	FIP	FIS	ID Δ	IM Δ	3M Δ
SEM-10									
MCBG	→	469.75	469.78	7.38	3.1 m	14.2 m	-	0.4%	11.6%
IBLL	↓	30.00	30.00	6.28	-	-	-1.6%	-	-
SBMH	↑	6.42	6.40	3.82	0.0 m	-	0.3%	8.4%	13.0%
EMTEL	↑	21.55	21.51	35.33	-	-	0.5%	3.6%	3.1%
PBL	→	633.00	633.00	9.54	-	-	-	0.5%	1.9%
CIEL	→	8.76	8.76	5.28	-	-	-	-2.7%	2.1%
CIM	↑	16.10	16.05	9.94	-	-	0.3%	-0.3%	0.9%
ASCENCIA	↑	19.00	18.76	7.79	-	0.1 m	2.7%	2.2%	-
VIVO	↑	440.00	440.00	24.97	-	-	0.3%	-0.2%	2.3%
ENL	↓	6.12	6.14	-	-	0.0 m	-0.3%	13.3%	-77.2%
DEM Most Active (3-month average)									
ATTITUDE	→	11.00	11.00	18.0	-	-	-	-	4.8%
LAVASTONE	↑	1.34	1.34	5.4	-	-	3.1%	-0.7%	-3.6%
VELG	↑	18.70	18.41	8.9	-	-	2.7%	29.9%	13.3%

Latest Upcoming Entitlements

Ann. Date	Company	Market	Event	Type	Rs/share	Ex date	Payment Date
4-Sep-25	MFDG	DEM	Dividend	Final	0.52	01-Oct-25	31-Oct-25
7-Aug-25	KOLOS	Official	Dividend	Interim	4.20	22-Aug-25	30-Sep-25
4-Aug-25	LOTO	Official	Dividend	Interim	0.15	20-Aug-25	30-Sep-25
27-Jun-25	AFREXIM	Official	Dividend	Final	USD 0.303	14-Aug-25	29-Aug-25
27-Jun-25	BLL	Official	Dividend	Final	0.02	14-Jul-25	30-Sep-25
27-Jun-25	PAD	Official	Dividend	Interim	0.50	14-Jul-25	28-Jul-25

Latest Announcements

Date	Company	Details
4-Sep-25	ENL	Following a special meeting, shareholders have resolved that the name of the company be changed to 'Almarys Limited'.
4-Sep-25	ERL	Following a special meeting, shareholders have resolved that the name of the company be changed to 'ER Group Limited'.

MCB Securities Ltd (the “Company”) issues from time to time publications on specific companies, groups or sectors. Our publications should not be construed as offers or solicitations to buy or sell securities. The information and opinions contained therein have been compiled or arrived at by the Company from sources believed to be reliable and in good faith, but no representation or warranty, express or implied, is made as to their accuracy, completeness or correctness. All our opinions and estimates constitute the Company's own judgment as at respective dates of issue and are subject to change without notice. Our publications are published for the assistance of recipients, but are not to be relied upon as authoritative or taken in substitution for the exercise of judgment by any recipient. Neither the Company, nor any of its director, officer or employee accepts any liability whatsoever for any direct or consequential loss arising from any use of our publications. Furthermore, our publications may not be reproduced, distributed or published in whole or in part for any purpose, unless prior authorization is obtained from the Company. Further, these publications are always subject to our legal notices and disclaimers found on our website:

<http://www.mcbscm.mu/legal>

For trading please contact:

Telephone: (+230) 202 5850

Email: mcbscurities.executions@mcbscm.mu

MCB Securities Ltd
Sir William Newton St, Port Louis

Website: www.mcbscm.mu