

**ASCENCIA features as the most active stock in today's session**

Semdex	↑	2,442.54	Sem-I0	↑	458.24	Demex	↓	223.31
--------	---	----------	--------	---	--------	-------	---	--------

The **SEMDEX** inches up by 1.04 points to close the session at 2,442.54 (+0.04%). Market Value Traded (MVT) for the day amounts to Rs74.7m on a volume of 3.0m shares traded.

**Foreign Investors (FI)** are net sellers with FI Sales (FIS) of Rs15.6m compared to FI Purchases (FIP) of Rs4.2m.

**ASCENCIA** features as the most active stock in today's session with its value traded for the day amounting to Rs27.3m, accounting for nearly 37% of total market turnover. The stock closes unchanged at Rs18.25.

**Finance: CIM** rises to Rs16.05 (+0.3%), **MCBG** inches up to Rs470.00 (+0.1%), **SBMH** advances to Rs6.26 (+1.0%).

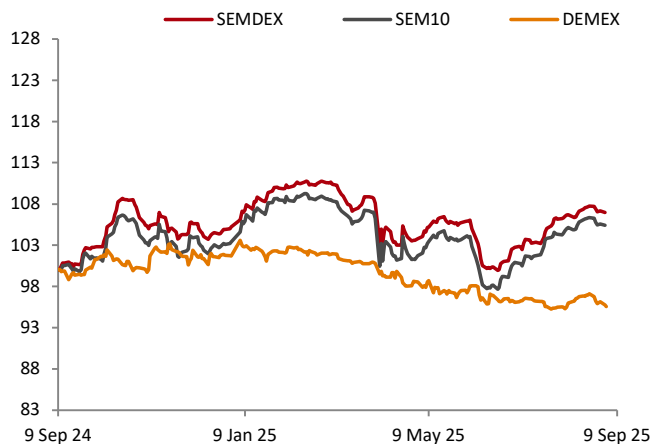
**ICT: EMTEL** adds +0.2% to close at Rs21.25.

**Investments: ALTEO** Rs12.15 (+4.7%), **ENL** Rs5.60 (-0.4%), **ERL** Rs24.40 (-0.2%), **FINCORP** Rs19.40 (+0.5%), **MDIT** Rs1.90 (+2.2%), **MEDINE** Rs65.00 (-7.1%), **NIT** Rs10.00 (+5.3%), **POLICY** Rs3.74 (+1.6%), **TERRA** Rs20.25 (+0.5%), **UTDL** Rs85.00 (+2.4%).

**Leisure & Hotels: LOTO** closes higher at Rs4.55 (+1.1%), **NMH** rises further to Rs13.75 (+0.4%), **SUN** advances to Rs42.55 (+0.1%).















**Property: BLL** jumps to Rs0.51 (+6.3%).

**AFREXIMBANK (USD)** inches lower to USD2.78 (-0.7%).

**Market Indices: 1 year Trend (Rebased 100)**

**Market Activity**

Top gainers		Top losers	
NEWGOLD	6.3%	MEDINE	-7.1%
BLUELIFE	6.3%	AFREXIM	-0.7%
NIT	5.3%	ENL	-0.4%
ALTEO	4.7%	ERL	-0.2%
UTDL	2.4%		
Most Active (Value)		Key Market Statistics	
ASCENCIA	27.3 m	Market Cap (Rs)	320.8 bn
MCBG	15.8 m	Market Cap (USD)	7.0 bn
LUX	6.2 m	Market Div Yield	4.7%
SUN	5.1 m	Market P/E	6.7x
MUA	3.9 m	FI Participation	13.3%

**Summary Market Data**

		Closing	ID Δ	IM Δ	3 M Δ	1 year trend
<b>Mauritius</b>						
SEMDEX	↑	2,442.54	0.0%	0.2%	3.0%	
SEM-ASI	↓	2,163.98	-0.0%	0.0%	2.7%	
SEM-VWAP	↓	2,165.68	-0.1%	-0.0%	2.8%	
SEM10	↑	458.24	0.1%	0.4%	4.2%	
DEMEX	↓	223.31	-0.31%	0.2%	-1.9%	
<b>Global Indices</b>						
Japan: Nikkei 225	↑	43,643.81	1.5%	4.4%	15.6%	
US: S&P 500	↑	6,495.15	0.2%	1.7%	8.2%	
UK: FTSE 100	↑	9,221.44	0.1%	1.4%	4.3%	
Europe: Euro Stoxx 50	↑	5,362.81	0.8%	0.3%	-1.2%	
<b>Emerging Market Indices</b>						
Brazil: IBOVESPA	↓	141,791.6	-0.6%	4.3%	4.2%	
Russia: MICEX	↑	2,921.62	0.7%	-0.1%	4.9%	
India: SENSEX	↑	80,787.30	0.1%	1.2%	-1.7%	
China: Shanghai Comp	↑	3,826.84	0.4%	5.3%	13.0%	
South Africa: JSE All Share	↑	102,771.80	1.2%	1.9%	6.6%	

Commodities		Closing	ID Δ	12M Δ	Currencies		Closing	ID Δ	12M Δ
Oil (Brent)	↑	66.02	0.8%	-7.1%	USDMUR	↓	46.25	-0.4%	-0.5%
Gold	↑	3,635.98	1.4%	45.6%	EURMUR	↑	54.70	0.1%	4.3%
Platinum	↑	1,386.75	0.5%	50.0%	GBPMUR	↑	63.06	0.2%	1.53%

Selected stocks		Closing	VWAP	P/E	FIP	FIS	ID Δ	IM Δ	3M Δ
<b>SEM-10</b>									
MCBG	↑	470.00	469.75	7.38	3.1 m	8.6 m	0.1%	-0.1%	8.0%
IBLL	→	30.00	30.00	6.28	-	-	-	-	-1.5%
SBMH	↑	6.26	6.21	3.73	-	-	1.0%	5.0%	13.0%
EMTEL	↑	21.25	21.20	34.84	-	-	0.2%	2.7%	1.4%
PBL	→	633.00	633.00	9.54	-	-	-	0.5%	2.3%
CIEL	→	8.86	8.86	5.34	-	-	-	-1.6%	3.0%
CIM	↑	16.05	16.05	9.91	-	-	0.3%	-0.3%	0.3%
ASCENCIA	→	18.25	18.25	7.48	-	-	-	0.8%	-1.4%
VIVO	→	438.75	438.75	24.90	-	0.0 m	-	-0.4%	2.0%
ENL	↓	5.60	5.60	-	0.0 m	-	-0.4%	7.7%	-80.0%
<b>DEM Most Active (3-month average)</b>									
LAVASTONE	↑	1.34	1.34	5.4	-	-	1.5%	-0.7%	-3.6%
VELG	↑	17.85	17.84	8.5	-	-	0.3%	24.0%	8.2%
ATTITUDE	→	11.00	11.00	18.0	-	-	-	-	4.8%

#### Latest Upcoming Entitlements

Ann. Date	Company	Market	Event	Type	Rs/share	Ex date	Payment Date
4-Sep-25	MFDG	DEM	Dividend	Final	0.52	01-Oct-25	31-Oct-25
7-Aug-25	KOLOS	Official	Dividend	Interim	4.20	22-Aug-25	30-Sep-25
4-Aug-25	LOTO	Official	Dividend	Interim	0.15	20-Aug-25	30-Sep-25
27-Jun-25	AFREXIM	Official	Dividend	Final	USD 0.303	14-Aug-25	29-Aug-25
27-Jun-25	BLL	Official	Dividend	Final	0.02	14-Jul-25	30-Sep-25
27-Jun-25	PAD	Official	Dividend	Interim	0.50	14-Jul-25	28-Jul-25

#### Latest Announcements

Date	Company	Details
4-Sep-25	ENL	Following a special meeting, shareholders have resolved that the name of the company be changed to 'Almarys Limited'.
4-Sep-25	ERL	Following a special meeting, shareholders have resolved that the name of the company be changed to 'ER Group Limited'.

MCB Securities Ltd (the “Company”) issues from time to time publications on specific companies, groups or sectors. Our publications should not be construed as offers or solicitations to buy or sell securities. The information and opinions contained therein have been compiled or arrived at by the Company from sources believed to be reliable and in good faith, but no representation or warranty, express or implied, is made as to their accuracy, completeness or correctness. All our opinions and estimates constitute the Company's own judgment as at respective dates of issue and are subject to change without notice. Our publications are published for the assistance of recipients, but are not to be relied upon as authoritative or taken in substitution for the exercise of judgment by any recipient. Neither the Company, nor any of its director, officer or employee accepts any liability whatsoever for any direct or consequential loss arising from any use of our publications. Furthermore, our publications may not be reproduced, distributed or published in whole or in part for any purpose, unless prior authorization is obtained from the Company. Further, these publications are always subject to our legal notices and disclaimers found on our website:

<http://www.mcbscm.mu/legal>

#### For trading please contact:

Telephone: (+230) 202 5850

Email: [mcbscurities.executions@mcbscm.mu](mailto:mcbscurities.executions@mcbscm.mu)

MCB Securities Ltd  
Sir William Newton St, Port Louis

Website: [www.mcbscm.mu](http://www.mcbscm.mu)