

NMH inches down by 0.7%

Semdex	↑	2,430.56	Sem-10	↑	455.35	Demex	↑	224.10
--------	---	----------	--------	---	--------	-------	---	--------

The **SEMDEX** gains 2.47 points closing at 2,430.56 (+0.1%). Market Value **ICT: EMTEL** rises to Rs21.25 (+2.2%)

Traded (MVT) for the day amounts to Rs25.8m on a volume of 0.6m shares
Investments: **ALTEO** Rs12.50 (-0.8%), **ENL** Rs5.46 (+1.1%), **ERL** Rs24.90 (+0.4%), **FINCORP** Rs20.50 (+13.9%), **NIT** Rs8.74 (+1.6%), **POLICY** Rs3.60 (-2.7%).

Foreign Investors (FI) are net sellers with FI Sales (FIS) of Rs8.1m compared to FI Purchases (FIP) of Rs4.4m.

NMH inches down by -0.7% closing at Rs13.65. Its value traded for the day amounts to Rs1.9m, accounting for 4.1% of total market turnover. NMH's market capitalisation currently stands at Rs7.5bn.

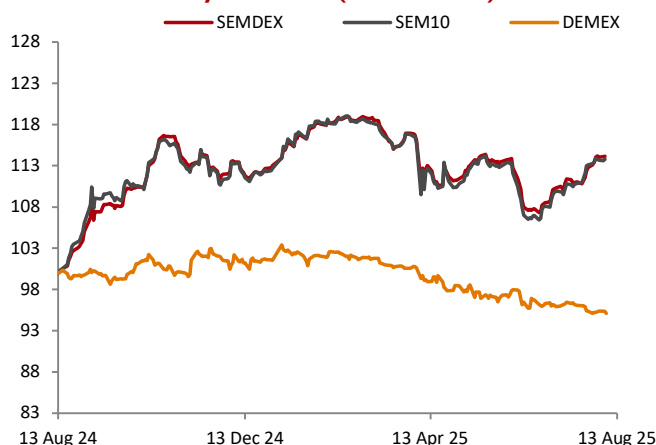
Leisure and Hotels: LOTTO falls to Rs4.25 (-5.1%), **LUX** inches lower to Rs50.75 (-0.5%)

GRIT (USD) declines to USD0.11 (-15.4%) on 2k units.

Financial Services: SBMH retreats to Rs5.90 (-0.3%).

Commerce & Industry: MOROIL falls to Rs15.75 (-1.6%), **UBP** weakens to Rs72.50 (-0.7%)















Market Indices: 1 year Trend (Rebased 100)



Market Activity

Top gainers		Top losers	
FINCORP	13.9%	GRIT (USD)	-15.4%
EMTEL	2.2%	IOST.D1110	-7.5%
NIT	1.6%	LOTTO	-5.1%
ENL	1.1%	POLICY	-2.7%
PAD	1.0%	MOROIL	-1.6%
Most Active (Value)		Key Market Statistics	
MCBGB	16.4 m	Market Cap (Rs)	319.2 bn
EMTEL	2.3 m	Market Cap (USD)	7.0 bn
AFREXIM	2.0 m	Market Div Yield	4.7%
EATS	1.7 m	Market P/E	6.7x
PAD	1.0 m	FI Participation	24.2%

Summary Market Data

		Closing	1D Δ	1M Δ	3 M Δ	1 year trend
Mauritius						
SEMDEX	↑	2,430.56	0.1%	2.6%	0.6%	
SEM-ASI	↓	2,158.76	-0.1%	2.3%	0.7%	
SEM-VWAP	↓	2,161.54	-0.0%	2.5%	0.8%	
SEM10	↑	455.35	0.1%	3.2%	1.0%	
DEMEX	↑	224.10	0.32%	-0.0%	-1.4%	
Global Indices						
Japan: Nikkei 225	↑	42,718.17	2.1%	8.0%	13.5%	
US: S&P 500	↑	6,445.76	1.1%	3.0%	10.3%	
UK: FTSE 100	↑	9,147.81	0.2%	2.3%	6.3%	
Europe: Euro Stoxx 50	↑	5,335.97	0.1%	-0.9%	-1.0%	
Emerging Market Indices						
Brazil: IBOVESPA	↑	137,913.7	1.7%	1.3%	1.0%	
Russia: MICEX	↑	2,977.18	0.4%	12.7%	1.6%	
India: SENSEX	↓	80,235.59	-0.5%	-2.7%	-2.7%	
China: Shanghai Comp	↑	3,665.92	0.5%	4.4%	8.8%	
South Africa: JSE All Share	↑	101,271.20	0.6%	4.2%	9.9%	

Commodities		Closing	ID Δ	I2M Δ	Currencies		Closing	ID Δ	I2M Δ
Oil (Brent)	↓	66.12	-0.8%	-19.7%	USDMUR	↓	45.88	-0.4%	-2.0%
Gold	↑	3,348.26	0.2%	35.4%	EURMUR	↑	53.86	0.1%	3.4%
Platinum	↑	1,342.69	0.7%	42.2%	GBPMUR	↑	62.25	0.1%	2.28%

Selected stocks		Closing	VWAP	P/E	FIP	FIS	ID Δ	IM Δ	3M Δ
SEM-10									
MCBG	→	468.00	468.00	7.35	2.7 m	6.4 m	-	3.8%	0.4%
IBLL	→	30.00	30.00	6.28	-	-	-	-	-7.6%
SBMH	↓	5.90	5.90	3.51	0.0 m	-	-0.3%	2.8%	-4.8%
EMTEL	↑	21.25	21.00	34.84	-	-	2.2%	3.4%	-0.9%
PBL	→	630.00	630.00	9.50	-	-	-	0.8%	-
CIEL	→	9.00	9.00	5.42	-	-	-	4.7%	13.4%
CIM	→	16.10	16.10	9.94	-	-	-	9.9%	4.2%
ASCENCIA	→	18.10	18.10	7.42	-	-	-	0.6%	-4.7%
VIVO	→	440.75	440.75	25.01	-	-	-	0.6%	9.6%
ENL	↑	5.46	5.46	0.98	0.0 m	-	1.1%	13.8%	-81.6%
DEM Most Active (3-month average)									
ATTITUDE	→	11.00	11.00	18.0	-	-	-	4.8%	10.0%
EUDCOS	→	14.90	3.80	7.3	-	-	-	0.7%	4.6%
HOTELEST	↑	14.50	14.00	5.0	-	-	3.6%	3.6%	-13.4%

Latest Upcoming Entitlements

Ann. Date	Company	Market	Event	Type	Rs/share	Ex date	Payment Date
7-Aug-25	KOLOS	Official	Dividend	Interim	4.20	22-Aug-25	30-Sep-25
4-Aug-25	LOTO	Official	Dividend	Interim	0.15	20-Aug-25	30-Sep-25
27-Jun-25	AFREXIM	Official	Dividend	Final	USD 0.303	14-Aug-25	29-Aug-25
27-Jun-25	BLL	Official	Dividend	Final	0.02	14-Jul-25	30-Sep-25
27-Jun-25	PAD	Official	Dividend	Interim	0.50	14-Jul-25	28-Jul-25
27-Jun-25	UBP	Official	Dividend	Final	1.75	15-Jul-25	30-Sep-25

Latest Announcements

Date	Company	Details
7-Aug-25	MEDINE	Medine has appointed Ms. Heba Capdevila as Group Chief Executive Officer, effective October 2025.
31-Jul-25	BHI	Beachcomber Hospitality Investments Ltd has entered into a non-binding letter of intent pertaining to the potential acquisition of one of the leading five-star resorts located in Zanzibar. The Company has been granted a period of exclusivity to conduct due diligence and negotiations and is in the process of appointing advisers in relation to the proposed transaction. Should the latter materialise, the resort would be leased to and operated by New Mauritius Hotels Limited under the Beachcomber brand, in line with the Group's regional expansion strategy.

MCB Securities Ltd (the “Company”) issues from time to time publications on specific companies, groups or sectors. Our publications should not be construed as offers or solicitations to buy or sell securities. The information and opinions contained therein have been compiled or arrived at by the Company from sources believed to be reliable and in good faith, but no representation or warranty, express or implied, is made as to their accuracy, completeness or correctness. All our opinions and estimates constitute the Company's own judgment as at respective dates of issue and are subject to change without notice. Our publications are published for the assistance of recipients, but are not to be relied upon as authoritative or taken in substitution for the exercise of judgment by any recipient. Neither the Company, nor any of its director, officer or employee accepts any liability whatsoever for any direct or consequential loss arising from any use of our publications. Furthermore, our publications may not be reproduced, distributed or published in whole or in part for any purpose, unless prior authorization is obtained from the Company. Further, these publications are always subject to our legal notices and disclaimers found on our website:

<http://www.mcbscm.mu/legal>

For trading please contact:

Telephone: (+230) 202 5850

Email: mcbscurities.executions@mcbscm.mu

MCB Securities Ltd
Sir William Newton St, Port Louis

Website: www.mcbscm.mu