

SUN reaches highest for the month

Semdex	↑	2,427.89	Sem-10	↓	452.83	Demex	↑	221.47
--------	---	----------	--------	---	--------	-------	---	--------

The **SEMDEX** gains 2.82 points closing at 2,427.89 (+0.1%). Market Value Traded (MVT) for the day amounts to Rs40.2m on a volume of 0.8m shares traded.

Foreign Investors (FI) are net buyers with FI Sales (FIS) of Rs23.4m compared to FI Purchases (FIP) of Rs26.7m.

SUN reaches highest for the month closing at Rs44.00 (+10.0%), making it also the largest gainer of the day. Its value traded for the day amounts to Rs1.6m, representing 4.1% of total market turnover. SUN's market cap currently stands at Rs8.6bn.

Financial Services: ABCB retreats to Rs20.20 (-0.2%), **MCBG** declines to Rs467.00 (-0.4%), **SBMH** moves up to Rs5.80 (+0.7%)

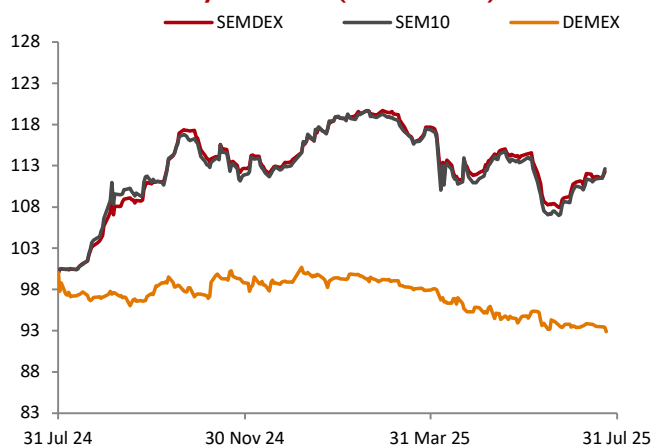
Commerce & Industry: PHOENIX BEV inches up to Rs627.00 (+0.3%).

ICT: EMTEL weakens Rs20.45 (-0.5%)

Investments: ENL (post-scheme) Rs5.00 (+0.4%), **FINCORP** Rs22.50 (-10.5%), **MDIT** Rs2.10 (+5.0%), **MEDINE** Rs71.50 (+1.4%), **P.O.L.I.C.Y** Rs3.40 (-4.2%), **UTDL** Rs80.00 (+3.2%)















Leisure and Hotels: LOTTO Rs4.50 (+4.7%)

Sugar: OMNICANE advances to Rs19.00 (+2.7%).

Market Indices: 1 year Trend (Rebased 100)

Market Activity

Top gainers		Top losers	
SUN	10.0%	FINCORP	-10.5%
MDIT	5.0%	POLICY	-4.2%
LOTTO	4.7%	NEWGOLD	-0.6%
UTDL	3.2%	EMTEL	-0.5%
OMNICANE	2.7%	MCBG	-0.4%
Most Active (Value)		Key Market Statistics	
MCBG	32.3 m	Market Cap (Rs)	318.9 bn
SUN	1.6 m	Market Cap (USD)	6.8 bn
AFREXIM	1.4 m	Market Div Yield	4.7%
ENL	1.1 m	Market P/E	6.7x
IBLL	0.8 m	FI Participation	62.4%

Summary Market Data

		Closing	ID Δ	IM Δ	3 M Δ	1 year trend
Mauritius						
SEMDEX	↑	2,427.89	0.1%	5.1%	2.6%	
SEM-ASI	↑	2,163.70	0.3%	5.5%	3.0%	
SEM-VWAP	↑	2,163.15	0.1%	5.4%	2.9%	
SEM10	↓	452.83	-0.2%	5.3%	3.0%	
DEMEX	↑	221.47	0.05%	-1.1%	-3.2%	
Global Indices						
Japan: Nikkei 225	↓	40,654.70	-0.0%	0.4%	12.8%	
US: S&P 500	↓	6,362.90	-0.1%	2.5%	14.3%	
UK: FTSE 100	↑	9,136.94	0.0%	4.3%	7.6%	
Europe: Euro Stoxx 50	↑	5,393.18	0.3%	1.7%	4.5%	
Emerging Market Indices						
Brazil: IBOVESPA	↑	133,989.7	1.0%	-3.5%	-0.8%	
Russia: MICEX	↓	2,726.24	-1.2%	-4.3%	-6.6%	
India: SENSEX	↑	81,481.86	0.2%	-2.5%	1.5%	
China: Shanghai Comp	↑	3,615.72	0.2%	5.0%	10.3%	
South Africa: JSE All Share	↑	99,314.70	0.2%	3.0%	8.4%	

Commodities		Closing	ID Δ	12M Δ	Currencies		Closing	ID Δ	12M Δ
Oil (Brent)	↑	73.24	1.0%	-6.9%	USDMUR	↑	47.24	2.2%	0.3%
Gold	↓	3,275.18	-1.5%	35.9%	EURMUR	↑	54.24	1.5%	4.2%
Platinum	↓	1,313.08	-5.7%	36.3%	GBPMUR	↑	62.95	2.0%	1.98%

Selected stocks		Closing	VWAP	P/E	FIP	FIS	ID Δ	1M Δ	3M Δ
SEM-10									
MCBG	↓	467.00	467.50	7.33	26.7 m	23.3 m	-0.4%	7.4%	3.5%
IBLL	→	30.00	30.00	6.28	-	-	-	-1.6%	-3.2%
SBMH	↑	5.80	5.80	3.45	-	-	0.7%	2.5%	-6.5%
EMTEL	↓	20.45	20.55	33.52	-	-	-0.5%	-1.9%	1.0%
PBL	↑	627.00	627.00	9.45	-	-	0.3%	1.0%	-0.5%
CIEL	→	9.00	8.86	5.42	-	-	-	7.4%	12.5%
CIM	→	16.00	16.00	9.88	-	-	-	3.9%	8.5%
ASCENCIA	→	18.05	18.08	7.40	-	-	-	-0.8%	1.7%
VIVO	→	440.25	440.25	24.99	-	-	-	1.9%	9.7%
ENL	↑	5.00	5.00	0.89	-	-	0.4%	-	-82.8%
DEM Most Active (3-month average)									
EUDCOS	→	14.90	14.90	11.0	-	-	-	1.0%	2.4%
LFL.O	→	19.45	19.45	5.2	-	-	-	-2.0%	-2.8%

Latest Upcoming Entitlements

Ann. Date	Company	Market	Event	Type	Rs/share	Ex date	Payment Date
27-Jun-25	AFREXIM	Official	Dividend	Final	USD 0.303	14-Aug-25	29-Aug-25
27-Jun-25	BLL	Official	Dividend	Final	0.02	14-Jul-25	30-Sep-25
27-Jun-25	PAD	Official	Dividend	Interim	0.50	14-Jul-25	28-Jul-25
27-Jun-25	UBP	Official	Dividend	Final	1.75	15-Jul-25	30-Sep-25
27-Jun-25	CIEL	Official	Dividend	Final	0.32	14-Jul-25	30-Jul-25
26-Jun-25	ALTEO	Official	Dividend	Final	0.66	10-Jul-25	28-Jul-25

Latest Announcements

Date	Company	Details
15-Jul-25	ENL	The Board of ENL and NewENLRogers announced the completion of the restructuring. Rogers and Company Limited and Rogers Consolidated Shareholding Limited have been amalgamated into NewENLRogers, effective 15 July 2025. Both NewENLRogers and ENL post-Scheme will be renamed and rebranded.
9-Jul-25	MCBG	The Board of MCBG approved the issuance of 2,110,884 new ordinary shares following scrip dividend elections, employee share option exercises, and preference share conversions. These shares will be listed on the SEM and available for trading as from 10 July 2025. The total number of ordinary shares in issue now stands at 261,534,755.

MCB Securities Ltd (the “Company”) issues from time to time publications on specific companies, groups or sectors. Our publications should not be construed as offers or solicitations to buy or sell securities. The information and opinions contained therein have been compiled or arrived at by the Company from sources believed to be reliable and in good faith, but no representation or warranty, express or implied, is made as to their accuracy, completeness or correctness. All our opinions and estimates constitute the Company's own judgment as at respective dates of issue and are subject to change without notice. Our publications are published for the assistance of recipients, but are not to be relied upon as authoritative or taken in substitution for the exercise of judgment by any recipient. Neither the Company, nor any of its director, officer or employee accepts any liability whatsoever for any direct or consequential loss arising from any use of our publications. Furthermore, our publications may not be reproduced, distributed or published in whole or in part for any purpose, unless prior authorization is obtained from the Company. Further, these publications are always subject to our legal notices and disclaimers found on our website:
<http://www.mcbscm.mu/legal>

For trading please contact:

Telephone: (+230) 202 5850

Email: mcbscurities.executions@mcbscm.mu

MCB Securities Ltd
Sir William Newton St, Port Louis

Website: www.mcbscm.mu