

MCBG extends its winning streak

Semdex	↑	2,388.64	Sem-I0	↑	449.79	Demex	↓	221.81
--------	---	----------	--------	---	--------	-------	---	--------

The **SEMDEX** gains 15.39 points to close the session at 2,388.64 (+0.7%). Market Value Traded (MVT) for the day amounts to Rs54.4m on a volume of 1.9m shares.

Foreigners are net buyers with foreign sales of Rs14.2m compared to foreign purchases of Rs18.7m.

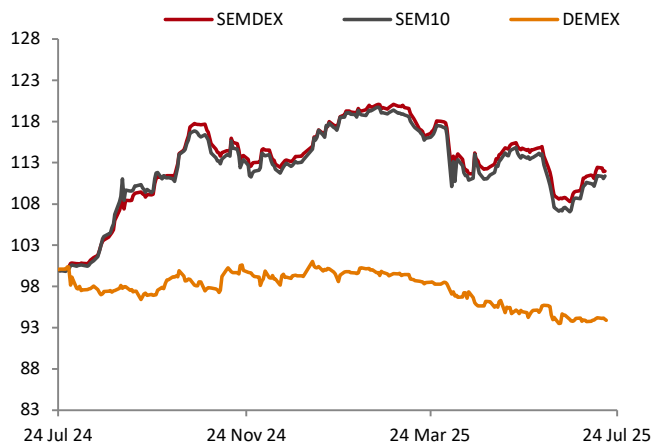
MCBG extends its winning streak for the 5th consecutive session, adding +9.8% over one month. The stock advances by Rs7.00 to Rs469.00 (+1.5%). Value traded for the day amounts to Rs21.5m, including Rs6.9m in foreign purchases compared to Rs8.1m in foreign sales. In today's session, MCBG gained Rs1.8bn in market cap.

Finance: SBMH retreats to Rs5.62 (-0.7%), **SWAN General** inches up to Rs378.25 (+0.1%).

Investments: CIEL Rs8.30 (+0.5%), **ENL** Rs4.90 (+0.8%), **ERL** Rs23.50 (+2.2%), **FINCORP** Rs20.00 (+2.6%), **MDIT** Rs1.95 (-2.5%), **PAD** Rs24.50 (+2.1%)

Leisure & Hotels: LUX falls to Rs48.15 (-1.9%).















Market Indices: 1 year Trend (Rebased 100)



Market Activity

Top gainers		Top losers	
FINCORP	2.6%	MDIT	-2.5%
ERL	2.2%	LUX	-1.9%
PAD	2.1%	NEWGOLD	-1.9%
MCBG	1.5%	SBMH	-0.7%
ENL	0.8%		
Most Active (Value)		Key Market Statistics	
MCBG	21.5 m	Market Cap (Rs)	313.7 bn
CMSP2	11.7 m	Market Cap (USD)	6.9 bn
SBMH	4.0 m	Market Div Yield	4.8%
CIEL	3.3 m	Market P/E	6.6x
NEWGOLD	3.1 m	FI Participation	30.0%

Summary Market Data

		Closing	ID Δ	IM Δ	3 M Δ	1 year trend
Mauritius						
SEMDEX	↑	2,388.64	0.6%	4.6%	0.1%	
SEM-ASI	↑	2,124.49	0.5%	4.4%	0.3%	
SEM-VWAP	↑	2,130.74	0.6%	4.9%	0.6%	
SEM10	↑	449.79	0.8%	5.9%	1.1%	
DEMEX	↓	221.81	-0.5%	-0.7%	-2.5%	
Global Indices						
Japan: Nikkei 225	↑	41,171.32	3.5%	7.3%	18.1%	
US: S&P 500	↑	6,358.91	0.8%	5.5%	18.3%	
UK: FTSE 100	↑	9,061.49	0.4%	3.5%	7.8%	
Europe: Euro Stoxx 50	↑	5,344.25	1.0%	2.3%	4.8%	
Emerging Market Indices						
Brazil: IBOVESPA	↑	135,368.3	1.0%	-0.9%	2.4%	
Russia: MICEX	↑	2,831.17	0.2%	2.6%	-3.8%	
India: SENSEX	↑	82,726.64	0.7%	1.0%	3.3%	
China: Shanghai Comp	↑	3,582.30	0.0%	5.9%	8.7%	
South Africa: JSE All Share	↑	100,179.80	0.9%	5.3%	11.5%	

Commodities		Closing	ID Δ	12M Δ	Currencies		Closing	ID Δ	12M Δ
Oil (Brent)	↓	68.51	-0.1%	-15.4%	USDMUR	↓	45.69	-0.2%	-3.2%
Gold	↓	3,387.29	-1.3%	40.6%	EURMUR	↑	54.06	0.09%	3.5%
Platinum	↓	1,422.43	-1.5%	50.0%	GBPMUR	↑	62.34	0.1%	0.4%

Selected stocks		Closing	VWAP	P/E	FIP	FIS	ID Δ	1M Δ	3M Δ
SEM-10									
MCBG	↑	469.00	469.13	7.36	6.9 m	8.1 m	1.5%	10.6%	4.6%
IBLL	→	29.95	29.95	6.27	-	-	-	-0.2%	-3.4%
SBMH	↓	5.62	5.62	3.35	0.1 m	3.0 m	-0.7%	4.5%	-7.9%
EMTEL	→	20.00	20.00	32.79	-	-	-	-4.5%	-2.4%
PBL	→	625.00	625.00	9.42	-	-	-	0.6%	1.1%
CIEL	↑	8.30	8.21	5.00	-	-	0.5%	4.0%	3.8%
CIM	→	16.00	16.00	9.88	-	-	-	3.2%	6.0%
ASCENCIA	→	18.05	18.05	7.40	-	-	-	-2.4%	-3.7%
VIVO	→	439.75	439.68	24.96	-	-	-	2.0%	9.9%
ENL	↑	4.90	4.88	0.88	-	0.0 m	0.8%	-82.8%	-84.2%

DEM Most Active (3-month average)

EUDCOS	↓	14.80	14.80	11.0	-	-	-0.3%	0.3%	11.8%
HOTELEST	→	14.00	14.00	5.0	-	-	-	-	-16.4%
C-CARE	→	8.10	8.10	14.2	-	-	-	1.3%	8.0%

Latest Upcoming Entitlements

Ann. Date	Company	Market	Event	Type	Rs/share	Ex date	Payment Date
27-Jun-25	AFREXIM	Official	Dividend	Final	USD 0.303	14-Aug-25	29-Aug-25
27-Jun-25	BLL	Official	Dividend	Final	0.02	14-Jul-25	30-Sep-25
27-Jun-25	PAD	Official	Dividend	Interim	0.50	14-Jul-25	28-Jul-25
27-Jun-25	UBP	Official	Dividend	Final	1.75	15-Jul-25	30-Sep-25
27-Jun-25	CIEL	Official	Dividend	Final	0.32	14-Jul-25	30-Jul-25
26-Jun-25	ALTEO	Official	Dividend	Final	0.66	10-Jul-25	28-Jul-25

Latest Announcements

Date	Company	Details
15-Jul-25	ENL	The Board of ENL and NewENLRogers announced the completion of the restructuring. Rogers and Company Limited and Rogers Consolidated Shareholding Limited have been amalgamated into NewENLRogers, effective 15 July 2025. Both NewENLRogers and ENL post-Scheme will be renamed and rebranded.
9-Jul-25	MCBG	The Board of MCBG approved the issuance of 2,110,884 new ordinary shares following scrip dividend elections, employee share option exercises, and preference share conversions. These shares will be listed on the SEM and available for trading as from 10 July 2025. The total number of ordinary shares in issue now stands at 261,534,755.

MCB Securities Ltd (the “Company”) issues from time to time publications on specific companies, groups or sectors. Our publications should not be construed as offers or solicitations to buy or sell securities. The information and opinions contained therein have been compiled or arrived at by the Company from sources believed to be reliable and in good faith, but no representation or warranty, express or implied, is made as to their accuracy, completeness or correctness. All our opinions and estimates constitute the Company's own judgment as at respective dates of issue and are subject to change without notice. Our publications are published for the assistance of recipients, but are not to be relied upon as authoritative or taken in substitution for the exercise of judgment by any recipient. Neither the Company, nor any of its director, officer or employee accepts any liability whatsoever for any direct or consequential loss arising from any use of our publications. Furthermore, our publications may not be reproduced, distributed or published in whole or in part for any purpose, unless prior authorization is obtained from the Company. Further, these publications are always subject to our legal notices and disclaimers found on our website:

<http://www.mcbscm.mu/legal>

For trading please contact:

Telephone: (+230) 202 5850

Email: mcbscurities.executions@mcbscm.mu

MCB Securities Ltd
Sir William Newton St, Port Louis

Website: www.mcbscm.mu