

Foreign flows drive MCBG to Rs427.00

Semdex	↑	2,301.04	Sem-10	↑	428.66	Demex	↓	223.10
--------	---	----------	--------	---	--------	-------	---	--------

The **SEMDEX** rises further by 17.20 points to close the session at 2,301.04 (+0.8%). Market Value Traded (MVT) for the day amounts to Rs133m with volume traded of 1.7m. Foreigners are net sellers with foreign sales of Rs63.9m against foreign purchases of Rs56.5m.

Sugar: OMNICANE moves lower to Rs17.60 (-0.6%).

MCBG advances by Rs3.00 to close at Rs427.00 (+0.7%), supported by sustained foreign participation. Turnover stands at Rs60.0m, representing 45.1% of total market value traded for the day. Foreign investors remain active, with purchases of Rs54.7m against sales of Rs59.5m. At the current price, the Group's market capitalization stands at Rs110.8bn, with a trailing dividend yield of 5.4%.

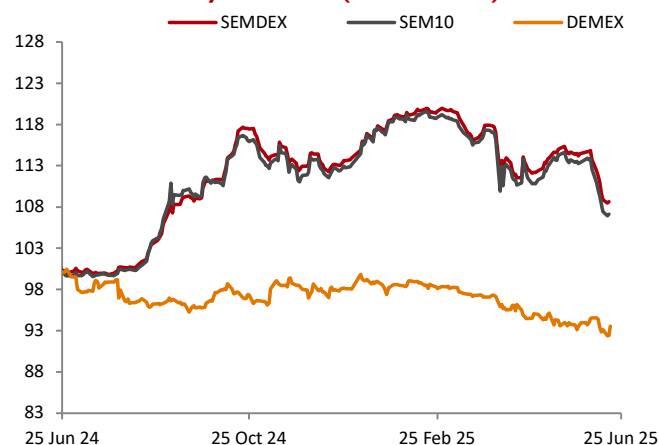
Finance: SBMH advances to Rs5.42 (+0.7%) on 307.4k units.

Industry: GAMMA trades ex-dividend at Rs30.50 (-1.6%), **MOROIL** falls to Rs15.50 (-6.9%), **UBP** advances to Rs78.50 (+0.3%).

Investments: ALTEO Rs12.50 (-1.2%), **CIEL** Rs8.44 (+5.8%), **ENL** Rs28.45 (-0.2%), **FINCORP** Rs16.25 (+1.6%), **MDIT** Rs1.99 (-3.9%), **NIT** Rs8.30 (+3.8%), **PAD** Rs22.55 (-0.2%), **ROGERS** Rs37.75 (+5.6%).















Leisure & Hotels: NMH gains +0.4% to close at Rs12.30, **LUX** rises to Rs47.00 (+4.6%).

Property: BLL declines to Rs0.45 (-4.3%).

Market Indices: 1 year Trend (Rebased 100)

Market Activity

Top gainers		Top losers	
CIEL	5.8%	MOROIL	-6.9%
ROGERS	5.6%	BLUELIFE	-4.3%
LUX	4.6%	MDIT	-3.9%
NIT	3.8%	GAMMA	-1.6%
NEWGOLD	2.7%	ALTEO	-1.2%
Most Active (Value)		Key Market Statistics	
MCBG	60.0 m	Market Cap (Rs)	306.2 bn
CMDC	52.2 m	Market Cap (USD)	6.8 bn
MOROIL	9.4 m	Market Div Yield	4.8%
AFREXIM	2.9 m	Market P/E	6.4x
EATS	1.7 m	FI Participation	45.3%

Summary Market Data

		Closing	ID Δ	IM Δ	3 M Δ	1 year trend
Mauritius						
SEMDEX	↑	2,301.04	0.8%	-4.8%	-6.5%	
SEM-ASI	↑	2,046.93	0.6%	-4.5%	-5.9%	
SEM-VWAP	↑	2,039.73	0.5%	-4.9%	-6.2%	
SEM10	↑	428.66	1.0%	-4.9%	-6.9%	
DEMEX	↓	223.10	-0.1%	-1.2%	-4.9%	
Global Indices						
Japan: Nikkei 225	↑	38,790.56	1.1%	4.4%	3.1%	
US: S&P 500	↑	6,092.18	1.1%	5.0%	5.6%	
UK: FTSE 100	↑	8,758.99	0.0%	-0.3%	1.4%	
Europe: Euro Stoxx 50	↑	5,297.07	1.4%	-0.5%	-2.2%	
Emerging Market Indices						
Brazil: IBOVESPA	↑	137,164.6	0.4%	-0.5%	4.4%	
Russia: MICEX	↓	2,744.95	-0.5%	-0.9%	-13.6%	
India: SENSEX	↑	82,055.11	0.2%	0.4%	5.2%	
China: Shanghai Comp	↑	3,420.57	1.2%	2.2%	1.5%	
South Africa: JSE All Share	↑	95,887.03	0.8%	2.5%	7.8%	

Commodities		Closing	ID Δ	12M Δ	Currencies		Closing	ID Δ	12M Δ
Oil (Brent)	↓	67.14	-6.1%	-21.9%	USDMUR	→	45.83	-	-3.6%
Gold	↓	3,323.67	-1.3%	42.4%	EURMUR	↑	53.49	0.07%	3.5%
Platinum	↑	1,320.40	1.8%	32.2%	GBPMUR	↑	62.46	0.3%	2.4%

Selected stocks		Closing	VWAP	P/E	FIP	FIS	ID Δ	1M Δ	3M Δ
SEM-10									
MCBG	↑	427.00	426.96	6.70	54.7 m	59.5 m	0.7%	-7.5%	-9.3%
IBLL	→	30.00	30.00	6.28	-	-	-	-7.4%	-13.0%
SBMH	↑	5.42	5.39	5.39	-	0.9 m	0.7%	-6.9%	-13.1%
EMTEL	→	20.95	20.95	34.34	-	-	-	-1.9%	0.2%
PBL	→	621.00	621.00	9.36	-	-	-	0.6%	0.2%
CIEL	↑	8.44	7.99	5.08	-	-	5.8%	-2.1%	-12.1%
CIM	→	15.50	14.57	9.57	-	-	-	1.6%	-3.1%
ROGERS	↑	37.75	37.75	3.73	-	-	5.6%	-3.4%	-10.6%
VIVO	→	431.00	431.01	24.46	-	-	-	7.0%	7.5%
ENL	↓	28.45	28.49	5.08	-	-	-0.2%	-1.9%	18.8%
DEM Most Active (3-month average)									
ATTITUDE	↓	9.90	9.90	16.2	-	-	-1.0%	-1.0%	-9.1%
C-CARE	↓	8.00	8.00	14.0	-	-	-1.6%	-15.2%	-12.1%
CHSL	→	17.05	17.05	5.9	-	-	-	17.6%	-

Latest Upcoming Entitlements

Ann. Date	Company	Market	Event	Type	Rs/share	Ex date	Payment Date
24-Jun-25	NIT	Official	Dividend	Final	0.60	09-Jul-25	04-Aug-25
17-Jun-25	INNODIS	Official	Dividend	Final	1.85	26-Aug-25	26-Sep-25
10-Jun-25	MOROIL	Official	Dividend	Final	0.80	29-May-25	25-Jun-25
10-Jun-25	GAMMA	Official	Dividend	Interim	0.50	25-Jun-25	30-Jun-25
2-Jun-25	ACC	DEM	Dividend	Final	5.00	17-Jun-25	27-Jun-25
2-Jun-25	UBS	DEM	Dividend	Final	1.00	17-Jun-25	27-Jun-25

Latest Announcements

Date	Company	Details
19-Jun-25	GRIT	The Listing Executive Committee of the Stock Exchange of Mauritius has approved the secondary listing of 24,742,277 ordinary shares of Grit Real Estate Income Group Limited. The shares will be listed on the Official Market as from 20 June 2025, enhancing Grit's visibility and trading access on the local exchange.
18-Jun-25	C-CARE	C-Care announced that its controlling shareholder, C-Care (International) Ltd, has increased its stake from 67.41% to 92.76% following the acquisition of 144.5 million ordinary shares. Given that public shareholding now falls below the required 10% threshold on the DEM, the company plans to delist through a Scheme of Arrangement, offering to buy back shares at MUR 8.54 per share, subject to shareholder and court approval.

MCB Securities Ltd (the "Company") issues from time to time publications on specific companies, groups or sectors. Our publications should not be construed as offers or solicitations to buy or sell securities. The information and opinions contained therein have been compiled or arrived at by the Company from sources believed to be reliable and in good faith, but no representation or warranty, express or implied, is made as to their accuracy, completeness or correctness. All our opinions and estimates constitute the Company's own judgment as at respective dates of issue and are subject to change without notice. Our publications are published for the assistance of recipients, but are not to be relied upon as authoritative or taken in substitution for the exercise of judgment by any recipient. Neither the Company, nor any of its director, officer or employee accepts any liability whatsoever for any direct or consequential loss arising from any use of our publications. Furthermore, our publications may not be reproduced, distributed or published in whole or in part for any purpose, unless prior authorization is obtained from the Company. Further, these publications are always subject to our legal notices and disclaimers found on our website:

<http://www.mcbscm.mu/legal>

For trading please contact:

Telephone: (+230) 202 5850

Email: mcbscurities.executions@mcbscm.mu

MCB Securities Ltd
Sir William Newton St, Port Louis

Website: www.mcbscm.mu