

**MCBG - Scrip Price set at Rs420.77**

|        |   |          |        |   |        |       |   |        |
|--------|---|----------|--------|---|--------|-------|---|--------|
| Semdex | ↓ | 2,287.90 | Sem-I0 | ↓ | 424.04 | Demex | ↓ | 222.51 |
|--------|---|----------|--------|---|--------|-------|---|--------|

The **SEMDEX** falls by 8.37 points to close at 2,287.90 (-0.4%). Market value traded for the day stands at Rs212.2m on a total volume of 6.0m shares.

**Leisure & Hotels: LOTO** declines to Rs3.87 (-0.5%), **LUX** advances to Rs47.00 (+1.1%).  
**Property: BLL** closes lower at Rs0.48 (-4.0%).

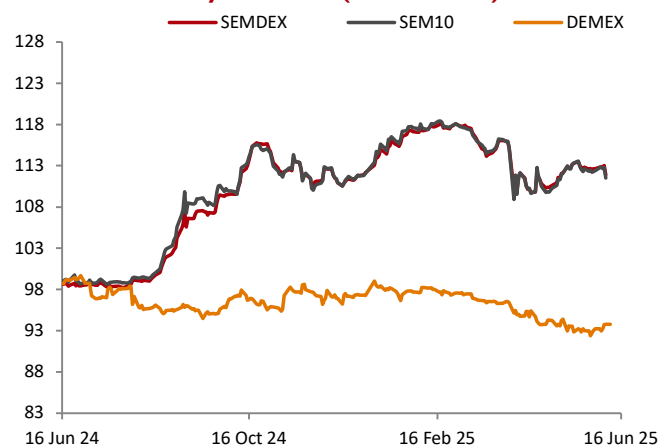
Foreign investors remain net sellers, with sales of Rs18.5m against purchases of Rs0.04m.

**MCBG** closes higher at Rs424.00 (+0.7%) with value traded reaching Rs31.7m, representing 14.9% of total market turnover. Foreign selling activity remains elevated, with FI sales amounting to Rs18.0m. The Stock Exchange of Mauritius has approved the listing of up to 6.0m new ordinary shares under MCBG's Scrip Dividend Scheme. Eligible shareholders may opt to receive their dividend in the form of shares at a scrip price of Rs420.77 - representing a 3% discount to the five-day VWAP post ex-dividend. Election forms must be submitted by 25 June 2025. The new shares are scheduled for crediting on 09 July 2025, with the first trading day set for 10 July 2025. Prior election instructions remain valid unless amended.















**Finance: MCBG Pref** falls to Rs10.05 (-1.5%), **CIM** retreats to Rs15.25 (-4.1%), **SBMH** closes lower at Rs5.60 (-1.4%), **SWAN General** falls to Rs385.00 (-2.5%).

**Information, Communication & Technology: EMTel** advances to Rs20.95 (+0.2%).

**Investments: ALTEO** Rs12.70 (-0.4%), **CIEL** Rs7.90 (-7.9%), **TERRA** Rs19.60 (+0.5%) **POLICY** Rs3.12 (-5.5%).

**Market Indices: 1 year Trend (Rebased 100)**

**Market Activity**

| Top gainers         |         | Top losers            |          |
|---------------------|---------|-----------------------|----------|
| LUX                 | 1.1%    | CIEL                  | -7.9%    |
| MCBG                | 0.7%    | POLICY                | -5.5%    |
| TERRA               | 0.5%    | CIM                   | -4.1%    |
| EMTEL               | 0.2%    | BLUELIFE              | -4.0%    |
|                     |         | SWAN.N0000            | -2.5%    |
| Most Active (Value) |         | Key Market Statistics |          |
| ROGERS              | 173.5 m | Market Cap (Rs)       | 304.5 bn |
| MCBG                | 31.7 m  | Market Cap (USD)      | 6.7 bn   |
| NMH.O               | 2.8 m   | Market Div Yield      | 4.8%     |
| TERRA               | 0.8 m   | Market P/E            | 6.3x     |
| AFREXIM             | 0.6 m   | FI Participation      | 4.4%     |

| Summary Market Data            |   | Closing   | ID Δ  | IM Δ  | 3 M Δ  | 1 year trend  |
|--------------------------------|---|-----------|-------|-------|--------|---|
| <b>Mauritius</b>               |   |           |       |       |        |   |
| SEMDEX                         | ↓ | 2,287.90  | -0.4% | -5.8% | -8.0%  |  |
| SEM-ASI                        | ↓ | 2,039.42  | -0.3% | -5.3% | -7.0%  |  |
| SEM-VWAP                       | ↓ | 2,039.13  | -0.5% | -5.3% | -7.0%  |  |
| SEM10                          | ↓ | 424.04    | -0.5% | -6.5% | -8.6%  |  |
| DEMEX                          | ↓ | 222.51    | -0.8% | -1.3% | -5.3%  |  |
| <b>Global Indices</b>          |   |           |       |       |        |   |
| Japan: Nikkei 225              | ↓ | 37,834.25 | -0.9% | -0.9% | 2.8%   |  |
| US: S&P 500                    | ↓ | 5,976.97  | -1.1% | 1.5%  | 8.2%   |  |
| UK: FTSE 100                   | ↓ | 8,850.63  | -0.4% | 2.9%  | 3.6%   |  |
| Europe: Euro Stoxx 50          | ↓ | 5,290.47  | -1.3% | -2.3% | -0.7%  |  |
| <b>Emerging Market Indices</b> |   |           |       |       |        |   |
| Brazil: IBOVESPA               | ↓ | 137,212.6 | -0.4% | -1.3% | 9.2%   |  |
| Russia: MICEX                  | ↑ | 2,750.32  | 0.6%  | -6.3% | -11.9% |  |
| India: SENSEX                  | ↓ | 81,118.60 | -0.7% | -0.0% | 9.9%   |  |
| China: Shanghai Comp           | ↓ | 3,377.00  | -0.8% | 0.1%  | 0.5%   |  |
| South Africa: JSE All Share    | ↓ | 95,324.34 | -1.8% | 2.9%  | 9.5%   |  |

| Commodities |   | Closing  | ID Δ  | I2M Δ  | Currencies |   | Closing | ID Δ  | I2M Δ |
|-------------|---|----------|-------|--------|------------|---|---------|-------|-------|
| Oil (Brent) | ↑ | 74.23    | 7.0%  | -10.1% | USDMUR     | ↓ | 45.94   | -0.0% | -2.6% |
| Gold        | ↑ | 3,432.34 | 1.4%  | 47.6%  | EURMUR     | ↑ | 53.26   | 0.11% | 4.1%  |
| Platinum    | ↓ | 1,228.53 | -5.4% | 27.7%  | GBPMUR     | ↑ | 62.64   | 0.3%  | 3.1%  |

| Selected stocks |   | Closing | VWAP   | P/E   | FIP | FIS    | ID Δ  | IM Δ   | 3M Δ   |
|-----------------|---|---------|--------|-------|-----|--------|-------|--------|--------|
| <b>SEM-10</b>   |   |         |        |       |     |        |       |        |        |
| MCBG            | ↑ | 424.00  | 422.54 | 6.61  | -   | 18.0 m | 0.7%  | -8.9%  | -8.8%  |
| IBLL            | → | 30.00   | 30.00  | 6.28  | -   | -      | -     | -8.5%  | -16.7% |
| SBMH            | ↓ | 5.60    | 5.67   | 3.38  | -   | 0.3 m  | -1.4% | -10.0% | -3.4%  |
| EMTEL           | ↑ | 20.95   | 20.90  | 34.26 | -   | -      | 0.2%  | -2.3%  | 2.9%   |
| PBL             | → | 621.00  | 621.00 | 9.36  | -   | -      | -     | -1.6%  | 4.4%   |
| CIEL            | ↓ | 7.90    | 8.30   | 5.00  | -   | -      | -7.9% | -0.5%  | -19.9% |
| CIM             | ↓ | 15.25   | 15.90  | 9.81  | -   | -      | -4.1% | 1.9%   | 3.2%   |
| ROGERS          | → | 35.75   | 35.75  | 3.53  | -   | -      | -     | -1.1%  | -15.2% |
| VIVO            | → | 430.25  | 430.25 | 24.42 | -   | -      | -     | 7.0%   | 7.4%   |
| ENL             | → | 26.90   | 27.04  | 4.80  | -   | -      | -     | -9.3%  | 9.6%   |

#### DEM Most Active (3-month average)

|          |   |        |        |      |   |   |       |       |        |
|----------|---|--------|--------|------|---|---|-------|-------|--------|
| C-CARE   | ↓ | 7.20   | 7.20   | 12.6 | - | - | -3.5% | 10.8% | -      |
| ATTITUDE | ↓ | 10.00  | 10.00  | 16.4 | - | - | -3.5% | 10.8% | -10.0% |
| PHIN     | ↓ | 429.75 | 429.75 | 7.3  | - | - | -4.8% | -     | -4.8%  |

#### Latest Upcoming Entitlements

| Ann. Date | Company   | Market   | Event    | Type    | Rs/share | Ex date   | Payment Date |
|-----------|-----------|----------|----------|---------|----------|-----------|--------------|
| 14-May-25 | MOROIL    | Official | Dividend | Final   | 0.80     | 29-May-25 | 25-Jun-25    |
| 14-May-25 | MCBG PREF | Official | Dividend | Final   | 0.24     | 29-May-25 | 30-Jun-25    |
| 14-May-25 | MCBG      | Official | Dividend | Interim | 10.50    | 9-Jun-25  | 9-Jul-25     |
| 13-May-25 | ROGERS    | Official | Dividend | Final   | 0.98     | 30-May-25 | 12-Jun-25    |
| 13-May-25 | ASCENCIA  | Official | Dividend | Final   | 0.63     | 28-May-25 | 10-Jun-25    |
| 13-May-25 | VIVO      | Official | Dividend | Interim | 2.90     | 28-May-25 | 20-Jun-25    |

#### Latest Announcements

| Date      | Company    | Details   |
|-----------|------------|---|
| 21-Apr-25 | ENL/ROGERS | Further to the Cautionary Announcement issued on 10 April 2025, the Boards of Directors of ENL Limited, of Rogers and Company Limited and of NewENLRogers Limited are pleased to inform the shareholders and the public in general that, in the context of the proposed restructuring and reorganisation through a scheme of arrangement, the Supreme Court has on 15 April 2025 granted leave to convene Special Meetings of noteholders and shareholders of both ENL and Rogers, which will be held on 27 and 29 May 2025 respectively. In addition, the Listing Executive Committee of the SEM has approved the application for the listing of a maximum of 486,898,571 Ordinary Shares of NewENLRogers. The approval has been granted subject to the Scheme being sanctioned by the Supreme Court, the no-objection from the noteholders of ENL and Rogers and the approval of the shareholders of ENL and Rogers at their respective special meetings. |
| 21-Apr-25 | CIEL       | The Board of Directors of CIEL Limited wishes to inform its shareholders, noteholders and the general public that, subject to the applicable laws, it is considering a preferential issue of secured notes for an aggregate nominal amount of up to MUR 1.3bn. The Board is in the process of appointing the relevant functionaries in respect of the Transaction and shall keep market participants informed of material progress.   |

MCB Securities Ltd (the "Company") issues from time to time publications on specific companies, groups or sectors. Our publications should not be construed as offers or solicitations to buy or sell securities. The information and opinions contained therein have been compiled or arrived at by the Company from sources believed to be reliable and in good faith, but no representation or warranty, express or implied, is made as to their accuracy, completeness or correctness. All our opinions and estimates constitute the Company's own judgment as at respective dates of issue and are subject to change without notice. Our publications are published for the assistance of recipients, but are not to be relied upon as authoritative or taken in substitution for the exercise of judgment by any recipient. Neither the Company, nor any of its director, officer or employee accepts any liability whatsoever for any direct or consequential loss arising from any use of our publications. Furthermore, our publications may not be reproduced, distributed or published in whole or in part for any purpose, unless prior authorization is obtained from the Company. Further, these publications are always subject to our legal notices and disclaimers found on our website:

<http://www.mcbscm.mu/legal>

#### For trading please contact:

Telephone: (+230) 202 5850

Email: [mcbscurities.executions@mcbscm.mu](mailto:mcbscurities.executions@mcbscm.mu)

MCB Securities Ltd  
Sir William Newton St, Port Louis

Website: [www.mcbscapitalmarkets.mu](http://www.mcbscapitalmarkets.mu)