

MCBG advances modestly

Semdex	↑	2,431.97	Sem-10	↑	454.60	Demex	↑	226.33
--------	---	----------	--------	---	--------	-------	---	--------

The **SEMDEX** inches up by 4.06 points to close at 2,431.97 (+0.2%). Market value traded (MVT) for the day amounts to Rs52.7m for a total volume traded of 1.8m. **Sugar: OMNICANE** rises to Rs18.05 (+0.3%).

Foreign Investors (FI) are net buyers with FI Purchases (FIP) of Rs8.2m against FI Sales (FIS) of Rs0.2m.

MCBG gains +0.4% to close at Rs467.00, slightly below its intraday high of Rs467.25. The stock adds Rs454m in market capitalisation, which now stands at Rs121.2bn. Turnover for the day amounts to Rs16.0m, with no foreign participation. The stock is set to trade ex-dividend on 09 June 2025, following the Group's interim dividend announcement of Rs10.50 per ordinary share.

Finance: ABCBH closes lower at Rs18.95 (-0.3%), **CIM** rises to Rs15.65 (+0.3%), **SBMH** gains +0.3% to close at Rs6.24, **SWAN General** inches lower to Rs410.75 (-0.1%).

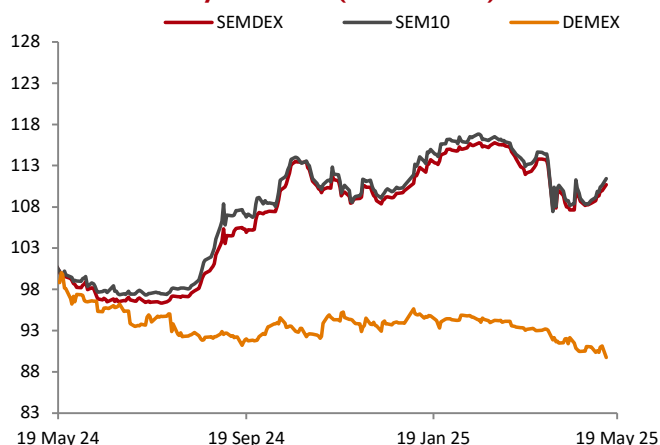
Investments: ENL Rs29.60 (-0.2%), **TERRA** Rs22.15 (-0.2%).

Commerce: SHEL advances to Rs402.25 (+0.1%).

Industry: PBL rises further to Rs632.00 (+0.2%), **MCFI** declines to Rs8.96 (-0.2%).

Leisure & Hotels: LOTO falls to Rs4.22 (-1.9%), **NMH** advances to Rs13.20 (+0.4%).












Market Indices: 1 year Trend (Rebased 100)



Market Activity

Top gainers		Top losers	
NMH.O	0.4%	LOTTO	-1.9%
MCBG	0.4%	ABCH	-0.3%
SBMH	0.3%	TERRA	-0.2%
CIM	0.3%	MCFI	-0.2%
OMNICANE	0.3%	ENL	-0.2%
Most Active (Value)		Key Market Statistics	
CMSP.D0160	16.7 m	Market Cap (Rs)	323.7 bn
MCBG	16.0 m	Market Cap (USD)	7.0 bn
CIEL	3.2 m	Market Div Yield	4.5%
NMH.O	2.6 m	Market P/E	6.6x
SBMH	2.5 m	FI Participation	7.9%

Summary Market Data

		Closing	1 D Δ	1 M Δ	3 M Δ	1 year trend
Mauritius						
SEMDEX	↑	2,431.97	0.2%	3.4%	-3.8%	
SEM-ASI	↑	2,157.18	0.2%	3.2%	-3.5%	
SEM-VWAP	↑	2,156.46	0.1%	3.0%	-3.5%	
SEM10	↑	454.60	0.2%	3.6%	-4.0%	
DEMEX	↑	226.33	0.4%	-2.3%	-4.2%	
Global Indices						
Japan: Nikkei 225	↓	37,753.72	-0.0%	11.3%	-3.6%	
US: S&P 500	↑	5,958.38	0.7%	12.9%	-2.6%	
UK: FTSE 100	↑	8,684.56	0.6%	4.9%	-0.5%	
Europe: Euro Stoxx 50	↑	5,427.53	0.3%	9.3%	-1.2%	
Emerging Market Indices						
Brazil: IBOVESPA	↓	139,187.4	-0.1%	8.5%	8.6%	
Russia: MICEX	↑	2,840.34	0.0%	-0.8%	-10.8%	
India: SENSEX	↓	82,330.59	-0.2%	6.9%	8.4%	
China: Shanghai Comp	↓	3,367.46	-0.4%	2.8%	0.6%	
South Africa: JSE All Share	↑	92,618.55	0.3%	3.3%	4.4%	

Commodities		Closing	ID Δ	I2M Δ	Currencies		Closing	ID Δ	I2M Δ
Oil (Brent)	↑	65.41	1.4%	-21.4%	USDMUR	↑	46.67	0.2%	0.5%
Gold	↓	3,203.65	-1.1%	34.8%	EURMUR	↑	52.46	0.06%	3.0%
Platinum	↓	991.44	-0.3%	-6.7%	GBPMUR	↑	62.37	0.1%	5.0%

Selected stocks		Closing	VWAP	P/E	FIP	FIS	ID Δ	IM Δ	3M Δ
SEM-I0									
MCBG	↑	467.00	466.54	7.33	-	-	0.4%	4.9%	-1.5%
IBLL	→	32.80	32.77	6.86	-	-	-	0.9%	-14.9%
SBMH	↑	6.24	6.24	3.71	-	-	0.3%	1.6%	4.7%
EMTEL	→	21.45	21.45	35.16	-	-	-	2.1%	2.1%
PBL	↑	632.00	632.00	9.53	1.3 m	-	0.2%	1.9%	7.8%
CIEL	→	7.94	7.94	4.78	2.2 m	-	-	-5.5%	-21.0%
CIM	↑	15.65	15.64	9.66	0.1 m	-	0.3%	2.3%	5.8%
ROGERS	→	36.15	36.15	3.57	-	-	-	-4.7%	-15.9%
VIVO	↑	402.25	402.25	22.83	0.2 m	-	0.1%	0.5%	7.2%
ENL	↓	29.60	29.62	5.29	0.0 m	-	-0.2%	29.3%	9.6%
DEM Most Active (3-month average)									
EUDCOS	→	14.25	14.25	10.6	-	-	-	-3.4%	4.8%
PHIN	→	435.50	435.50	7.4	0.3 m	-	-	0.3%	0.1%
LFL.O	↑	20.35	20.31	5.4	-	-	0.2%	-0.5%	6.8%

Latest Upcoming Entitlements

Ann. Date	Company	Market	Event	Type	Rs/share	Ex date	Payment Date
14-May-25	MOROIL	Official	Dividend	Final	0.80	29-May-25	25-Jun-25
14-May-25	MCBG PREF	Official	Dividend	Final	0.24	29-May-25	30-Jun-25
14-May-25	MCBG	Official	Dividend	Interim	10.50	9-Jun-25	9-Jul-25
13-May-25	ROGERS	Official	Dividend	Final	0.98	30-May-25	12-Jun-25
13-May-25	ASCENCIA	Official	Dividend	Final	0.63	28-May-25	10-Jun-25
13-May-25	VIVO	Official	Dividend	Interim	2.90	28-May-25	20-Jun-25

Latest Announcements

Date	Company	Details
21-Apr-25	ENL/ROGERS	Further to the Cautionary Announcement issued on 10 April 2025, the Boards of Directors of ENL Limited, of Rogers and Company Limited and of NewENLRogers Limited are pleased to inform the shareholders and the public in general that, in the context of the proposed restructuring and reorganisation through a scheme of arrangement, the Supreme Court has on 15 April 2025 granted leave to convene Special Meetings of noteholders and shareholders of both ENL and Rogers, which will be held on 27 and 29 May 2025 respectively. In addition, the Listing Executive Committee of the SEM has approved the application for the listing of a maximum of 486,898,571 Ordinary Shares of NewENLRogers. The approval has been granted subject to the Scheme being sanctioned by the Supreme Court, the no-objection from the noteholders of ENL and Rogers and the approval of the shareholders of ENL and Rogers at their respective special meetings.
21-Apr-25	CIEL	The Board of Directors of CIEL Limited wishes to inform its shareholders, noteholders and the general public that, subject to the applicable laws, it is considering a preferential issue of secured notes for an aggregate nominal amount of up to MUR 1.3bn. The Board is in the process of appointing the relevant functionaries in respect of the Transaction and shall keep market participants informed of material progress.

MCB Securities Ltd (the “Company”) issues from time to time publications on specific companies, groups or sectors. Our publications should not be construed as offers or solicitations to buy or sell securities. The information and opinions contained therein have been compiled or arrived at by the Company from sources believed to be reliable and in good faith, but no representation or warranty, express or implied, is made as to their accuracy, completeness or correctness. All our opinions and estimates constitute the Company's own judgment as at respective dates of issue and are subject to change without notice. Our publications are published for the assistance of recipients, but are not to be relied upon as authoritative or taken in substitution for the exercise of judgment by any recipient. Neither the Company, nor any of its director, officer or employee accepts any liability whatsoever for any direct or consequential loss arising from any use of our publications. Furthermore, our publications may not be reproduced, distributed or published in whole or in part for any purpose, unless prior authorization is obtained from the Company. Further, these publications are always subject to our legal notices and disclaimers found on our website:

<http://www.mcbscm.mu/legal>

For trading please contact:

Telephone: (+230) 202 5850

Email: mcbscurities.executions@mcbscm.mu

MCB Securities Ltd
Sir William Newton St, Port Louis

Website: www.mcbscm.mu