

**SUN sees peak trading activity of the year**

Semdex	↑	2,365.64	Sem-10	↑	439.57	Demex	↑	228.92
--------	---	----------	--------	---	--------	-------	---	--------

The **SEMDEX** inches lower to 2,389.24 (-0.1%). Market value traded (MVT) for the day amounts to Rs40.4m for a total volume traded of 3.1m.

Foreign Investors (FI) are net buyers with FI Purchases (FIP) of Rs7.4m against FI Sales (FIS) of Rs6.0m.

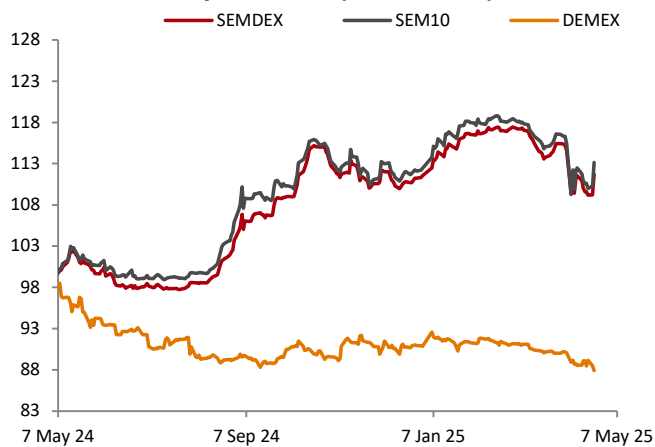
**SUN** sees its most active trading day of the year, recording year-to-date highs in both volume and value traded. The stock inches higher by +0.1% to settle at Rs35.50. Turnover for the session reached nearly Rs5.0m, placing SUN among the day's most traded stocks. At the current price level, its market capitalization stands at Rs6.9bn.

**Finance: MCBG** inches lower to Rs459.75 (-0.1%).















**Information, Communication & Technology: EMTEL** falls to Rs20.15 (-0.3%).

**Investments: ALTEO** Rs12.90 (+0.4%), **CIEL** Rs7.96 (-0.3%), **NIT** Rs9.00 (-5.3%), **POLICY** Rs3.75 (-3.9%), **ROGERS** Rs35.80 (-0.1%), **TERRA** Rs19.75 (+2.1%).

**Leisure & Resorts: LOTO** closes lower at Rs4.32 (-0.2%), **NMH** retreats to Rs12.75 (-1.5%).

**Market Indices: 1 year Trend (Rebased 100)**

**Market Activity**

Top gainers		Top losers	
NEWGOLD	2.7%	GRIT (USD)	-20.0%
TERRA	2.1%	NIT	-5.3%
ALTEO	0.4%	POLICY	-3.8%
SUN	0.1%	NMH.O	-1.5%
		ASCENCIA	-1.1%
Most Active (Value)		Key Market Statistics	
MCBG	14.3 m	Market Cap (Rs)	316.5 bn
CIEL	5.1 m	Market Cap (USD)	7.0 bn
SUN	5.0 m	Market Div Yield	4.6%
ALTEO	2.6 m	Market P/E	6.5x
TERRA	1.7 m	FI Participation	16.6%

Summary Market Data		Closing	1 D Δ	1 M Δ	3 M Δ	1 year trend
<b>Mauritius</b>						
SEMDEX	↑	2,365.64	0.1%	-4.9%	-5.8%	
SEM-ASI	↑	2,100.59	0.0%	-4.3%	-5.6%	
SEM-VWAP	↓	2,099.75	-0.1%	-4.1%	-5.6%	
SEM10	↑	439.57	0.0%	-5.5%	-6.7%	
DEMEX	↑	228.92	0.6%	-2.1%	-3.6%	
<b>Global Indices</b>						
Japan: Nikkei 225	→	36,830.69	-	9.0%	-5.7%	
US: S&P 500	↓	5,606.91	-0.8%	10.5%	-7.8%	
UK: FTSE 100	↑	8,597.42	0.0%	6.7%	-1.5%	
Europe: Euro Stoxx 50	→	5,283.05	-	8.3%	-1.4%	
<b>Emerging Market Indices</b>						
Brazil: IBOVESPA	↑	133,515.8	0.0%	4.9%	5.8%	
Russia: MICEX	↑	2,823.15	3.1%	1.5%	-4.9%	
India: SENSEX	↓	80,641.07	-0.2%	7.0%	3.3%	
China: Shanghai Comp	↑	3,316.11	1.1%	-0.8%	1.4%	
South Africa: JSE All Share	↓	92,027.51	-0.0%	12.8%	5.5%	

Commodities		Closing	ID Δ	12M Δ	Currencies		Closing	ID Δ	12M Δ
Oil (Brent)	↑	62.15	3.2%	-25.4%	USDMUR	↓	45.89	-0.2%	-1.6%
Gold	↑	3,431.14	2.9%	47.6%	EURMUR	↑	52.28	0.08%	3.0%
Platinum	↑	978.74	1.5%	2.0%	GBPMUR	↑	61.56	0.2%	4.1%

Selected stocks		Closing	VWAP	P/E	FIP	FIS	ID Δ	1M Δ	3M Δ
<b>SEM-10</b>									
MCBG	↓	459.75	459.84	7.22	6.9 m	3.4 m	-0.1%	5.7%	-1.8%
IBLL	→	31.00	31.02	6.49	-	-	-	-6.1%	-18.7%
SBMH	→	6.24	6.22	3.71	-	0.1 m	-	5.8%	4.7%
EMTEL	↓	20.15	20.15	33.03	-	-	-0.2%	-1.7%	-2.2%
PBL	→	630.00	630.00	9.50	0.6 m	-	-	1.6%	14.1%
CIEL	↓	7.96	7.96	4.80	-	0.80 m	-0.3%	-12.7%	-23.5%
CIM	→	14.55	14.55	8.98	-	-	-	-6.7%	2.1%
ROGERS	↓	35.80	35.80	3.54	-	-	-0.1%	-5.7%	-20.3%
VIVO	→	401.25	401.25	22.77	-	-	-	0.1%	7.4%
ENL	→	29.00	28.95	5.18	-	-	-	24.5%	12.2%
<b>DEM Most Active (3-month average)</b>									
SCT	↓	2.45	2.45	1.9	-	-	-2.0%	-9.9%	17.6%
MIWA	→	0.20	0.20	8.0	-	-	-	-9.1%	-13.0%
AREL.B2026	↑	1.35	1.35	5.4	-	-	0.7%	-3.6%	-2.2%

#### Latest Upcoming Entitlements

Ann. Date	Company	Market	Event	Type	Rs/share	Ex date	Payment Date
29-Apr-25	LUX	Official	Dividend	Final	1.50	14-May-25	25-Jun-25
24-Mar-25	VIVO	Official	Dividend	Final	8.14	9-Apr-25	2-May-25
24-Mar-25	GAMMA	Official	Dividend	Final	1.50	10-Apr-25	12-May-25
21-Mar-25	SBMH	Official	Dividend	Final	0.50	20-May-25	19-Jun-25
18-Mar-25	KOLOS	DEM	Dividend	Final	4.00	4-Apr-25	8-May-25
17-Mar-25	LOTO	Official	Dividend	Final	0.13	3-Apr-25	8-May-25

#### Latest Announcements

Date	Company	Details
21-Apr-25	ENL/ROGERS	Further to the Cautionary Announcement issued on 10 April 2025, the Boards of Directors of ENL Limited, of Rogers and Company Limited and of NewENLRogers Limited are pleased to inform the shareholders and the public in general that, in the context of the proposed restructuring and reorganisation through a scheme of arrangement, the Supreme Court has on 15 April 2025 granted leave to convene Special Meetings of noteholders and shareholders of both ENL and Rogers, which will be held on 27 and 29 May 2025 respectively. In addition, the Listing Executive Committee of the SEM has approved the application for the listing of a maximum of 486,898,571 Ordinary Shares of NewENLRogers. The approval has been granted subject to the Scheme being sanctioned by the Supreme Court, the no-objection from the noteholders of ENL and Rogers and the approval of the shareholders of ENL and Rogers at their respective special meetings.
21-Apr-25	CIEL	The Board of Directors of CIEL Limited wishes to inform its shareholders, noteholders and the general public that, subject to the applicable laws, it is considering a preferential issue of secured notes for an aggregate nominal amount of up to MUR 1.3bn. The Board is in the process of appointing the relevant functionaries in respect of the Transaction and shall keep market participants informed of material progress.

MCB Securities Ltd (the “Company”) issues from time to time publications on specific companies, groups or sectors. Our publications should not be construed as offers or solicitations to buy or sell securities. The information and opinions contained therein have been compiled or arrived at by the Company from sources believed to be reliable and in good faith, but no representation or warranty, express or implied, is made as to their accuracy, completeness or correctness. All our opinions and estimates constitute the Company's own judgment as at respective dates of issue and are subject to change without notice. Our publications are published for the assistance of recipients, but are not to be relied upon as authoritative or taken in substitution for the exercise of judgment by any recipient. Neither the Company, nor any of its director, officer or employee accepts any liability whatsoever for any direct or consequential loss arising from any use of our publications. Furthermore, our publications may not be reproduced, distributed or published in whole or in part for any purpose, unless prior authorization is obtained from the Company. Further, these publications are always subject to our legal notices and disclaimers found on our website:

<http://www.mcbscm.mu/legal>

#### For trading please contact:

Telephone: (+230) 202 5850

Email: [mcbscurities.executions@mcbscm.mu](mailto:mcbscurities.executions@mcbscm.mu)

MCB Securities Ltd  
Sir William Newton St, Port Louis

Website: [www.mcbscm.mu](http://www.mcbscm.mu)