

| | NAV | Issue price | Rep. price | Fund Size |
|------------|--------------|--------------------|-------------------|------------------|
| MUR | 14.38 | 14.57 | 14.25 | 2.58B |

Investment Manager
MCB Investment Management Co Ltd

Launch Date
5 August 2003

Initial offer price
MUR.10.00 per unit

Dealing Day
Every Friday

ISIN MU0650S00004

Bloomberg Code MCBYF00 MP

Citi Code K2JY

Minimum investments
Lump-sum investment: Equi. of 50 units
Monthly Savings Plan: MUR.500/month

Main Fees and Charges
Entry Fee: 0.75%, incl. in the issue price
Exit Fee: 0.25%, incl. in the rep. price
Investment Man. Fee: 0.85% p.a.
Trustee Fee: Up to 0.04% p.a.
Custodian Fee: Up to 0.07% p.a.
Registrar Fee: Up to 0.25% p.a. (current rate being applied is 0.20% + VAT = 0.23%)

Application and Redemption Forms
Downloadable from the website of the Trust at www.mcbcm.mu/funds and available at the office of the Principal Distributor and/or the Manager. All forms to be received at the office of the Principal Distributor and/or the Manager by 2 p.m on the Dealing Day.

Daily publication of prices per unit
www.mcbcm.mu/funds

Main Risk Factors
Market Risk, Currency Risk, Interest Rate Risk, Emerging Markets Risk. Please refer to the Prospectus for a detailed explanation of risk factors.

Risk and reward profile
KIID Synthetic Risk Reward Indicator* :
Low ■■■□□□ High

* Calculated in accordance with the general methodology defined by the European Securities and Markets Authority (ESMA).

Performance
Where applicable, all returns are based on NAV to NAV (dividends reinvested).

Dividend distribution
Dividends are declared & paid twice a year in January and July. Please refer to the Prospectus for a detailed explanation of the dividend policy.

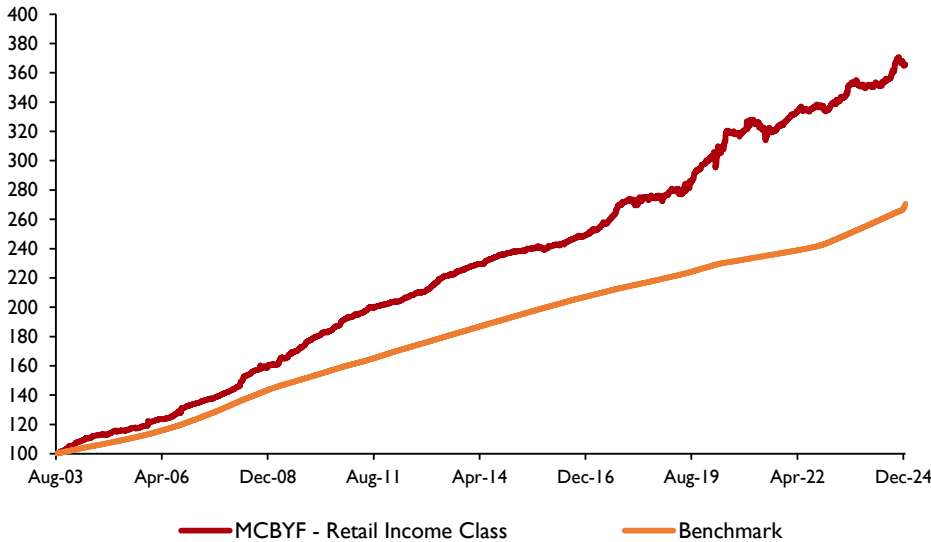
Principal distributor

MCB Stockbrokers Ltd
Sir William Newton Street, Port Louis
Telephone: 207-6868
Facsimile: 208-9210
Email: mcbfunds@mcbcm.mu
Website: www.mbcapitalmarkets.mu

Investment objective

MCB Yield Fund is an open-ended fund constituted under the MCB Unit Trust, duly authorised under the Securities Act 2005. Its objective is to endeavour to yield at least 1.75% above the average savings rate offered by commercial banks in Mauritius, over any given financial year.

Evolution of performance



Cumulative performance

| | 1 month | FYTD | 1 Year | 5 Years | Inception |
|-----------------------------|----------------|-------------|---------------|----------------|------------------|
| MCBYF - Retail Income Class | -0.7% | 2.9% | 4.6% | 21.7% | 265.6% |

Annualised performance

| | 3 Year | 5 Years | 10 Years | 20 Years | Inception |
|-----------------------------|---------------|----------------|-----------------|-----------------|------------------|
| MCBYF - Retail Income Class | 3.8% | 4.0% | 4.4% | 6.0% | 6.2% |

Discrete performance

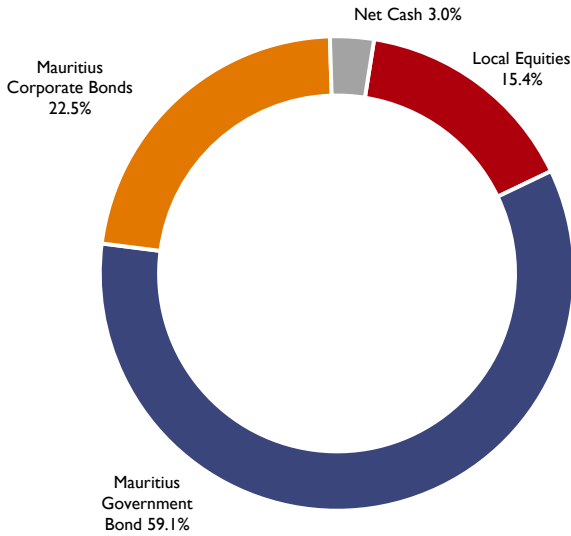
| | FY 2024 | FY 2023 | FY 2022 | FY 2021 | FY 2020 |
|-----------------------------|----------------|----------------|----------------|----------------|----------------|
| MCBYF - Retail Income Class | 3.3% | 2.9% | 6.0% | -1.4% | 13.7% |
| Dividend yield | 4.0% | 4.0% | 3.4% | 2.8% | 3.3% |
| Average Savings rate | 3.2% | 2.1% | 0.3% | 0.2% | 1.4% |

FY : July to June

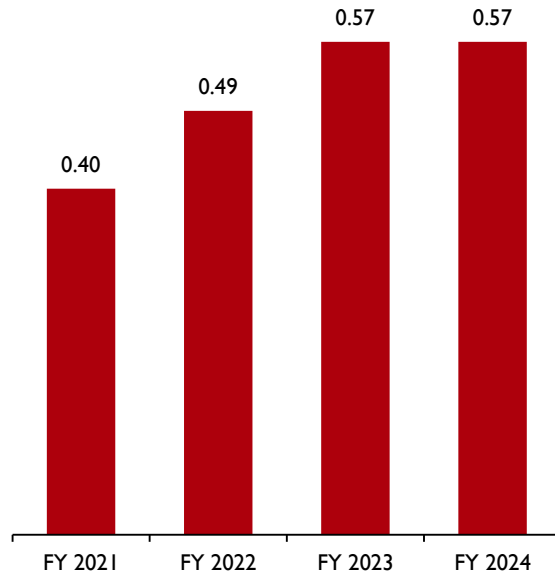
*Benchmark: Savings + 1% up to 30 June 2019

Savings + 1.75% as from 01 July 2019

Portfolio Mix



Dividend per unit (Rs)



Top 10 Holdings

| | |
|-----------------------|------|
| MAURGB 4.94 07/26/34 | 6.9% |
| MAURGB 6.08 09/07/38 | 4.0% |
| MAURGB 6.24 17/03/37 | 3.9% |
| MAURGB 5.06 11/08/39 | 3.8% |
| MCBG Ordinary Shares | 3.7% |
| MAURGB 5.68 06/23/43 | 3.6% |
| MAURGB 5.95 02/08/39 | 3.5% |
| Attitude Property Ltd | 3.3% |
| SBM Holdings | 2.5% |
| Vivo Energy | 2.4% |

DISCLAIMER

This document is provided for information purposes only and is not a solicitation or an offer to buy or sell any fund. MCB Yield Fund (the "Fund") is authorised as a collective investment scheme by the Financial Services Commission of Mauritius ("FSC") and is suitable only for such persons described in the prospectus. The full version of the prospectus and the subscription documents can be obtained upon request from the Manager. MCB Investment Management Co. Ltd (the "Manager") accepts no liability or responsibility whatsoever for any consequential loss of any kind arising out of the use of this document or any part of its contents. Any past performance figures as published herein are not to be taken as a guide to future returns. As is true for any investment in any collective investment scheme, investment in the securities herein is not guaranteed. The value of the investment may go up as well as down and the investor may not get back his initial capital. In certain circumstances an investor's right to redeem his investment may be suspended. Indices are used for comparative purposes only. The Manager is duly licensed by the FSC as CIS Manager and Investment Adviser (Unrestricted). MCB Stockbrokers Ltd is duly licensed by the FSC as Investment Dealer (Full Service Dealer Including Underwriting). MCB Registry & Securities Ltd is duly licensed by the FSC as Registrar & Transfer Agent.