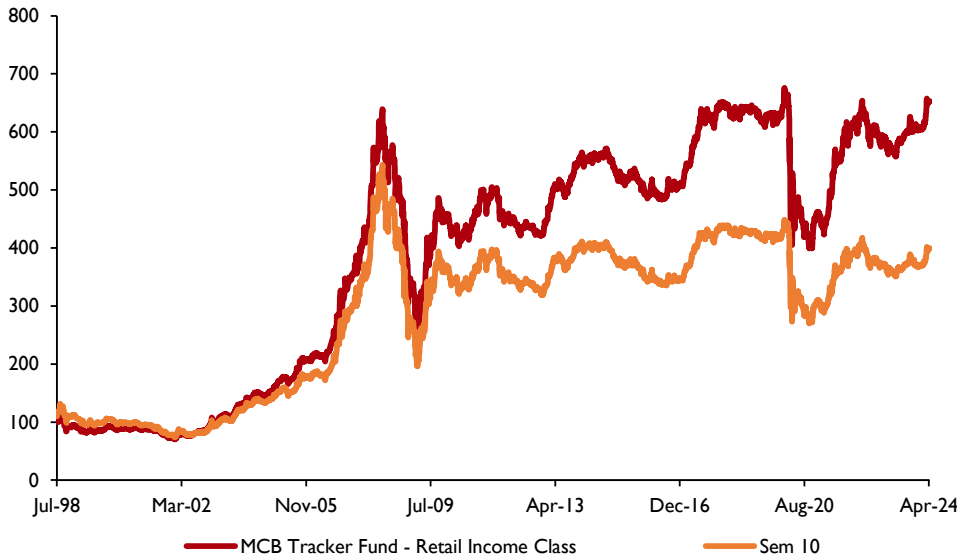


	NAV	Issue price	Rep. price	Fund Size
MUR	30.62	31.12	30.27	285.3M

Investment objective

MCB Tracker Fund is an open-ended fund constituted under the MCB Unit Trust, duly authorised under the Securities Act 2005. Its objective is to track the SEM-10 index while offering long term capital appreciation and regular income.

Evolution of performance



Cumulative performance

	1 month	YTD	1 Year	5 Years	Inception
MCB TF - Retail Income Class	-0.2%	8.2%	16.9%	4.9%	551.6%
SEM-10	0.4%	8.7%	13.6%	-4.6%	262.9%

Annualised performance

	3 Year	5 Years	10 Years	20 Years	Inception
MCB TF - Retail Income Class	12.4%	1.0%	1.5%	7.7%	7.5%
SEM-10	8.8%	-0.9%	-0.2%	5.5%	5.1%

Discrete performance

	CY 2023	CY 2022	CY 2021	CY 2020	CY 2019
MCB TF - Retail Income Class	1.7%	-2.4%	31.2%	-28.3%	1.3%
SEM-10	-1.6%	-3.9%	25.3%	-28.0%	1.0%

Investment Manager
MCB Investment Management Co Ltd

Launch Date
17 June 1998

Initial offer price
MUR.10.00 per unit

Dealing Day
Every Friday

ISIN MU0650S00012

Bloomberg Code MCBTF00 MP

Citi Code K2JW

Minimum investments
Lump-sum investment: Equi. of 50 units
Monthly Savings Plan: MUR.500/month

Main Fees and Charges
Entry Fee: 0.75%, incl. in the issue price
Exit Fee: 0.25%, incl. in the rep. price
Investment Man. Fee: 0.80% p.a.
Trustee Fee: Upto 0.10% p.a.
Custodian Fee: Upto 0.10% p.a.
Registrar Fee: Up to 0.25% p.a.

Application and Redemption Forms
Downloadable from the website of the Trust at www.mcbcm.mu/funds and available at the office of the Principal Distributor and/or the Manager. All forms to be received at the office of the Principal Distributor and/or the Manager by 2 p.m on the Dealing Day.

Daily publication of prices per unit
www.mcbcm.mu/funds

Main Risk Factors
Market Risk, Currency Risk, Interest Rate Risk, Emerging Markets Risk. Please refer to the Prospectus for a detailed explanation of risk factors.

Risk and reward profile
KIID Synthetic Risk Reward Indicator* :
Low ■■■■■■ □ High

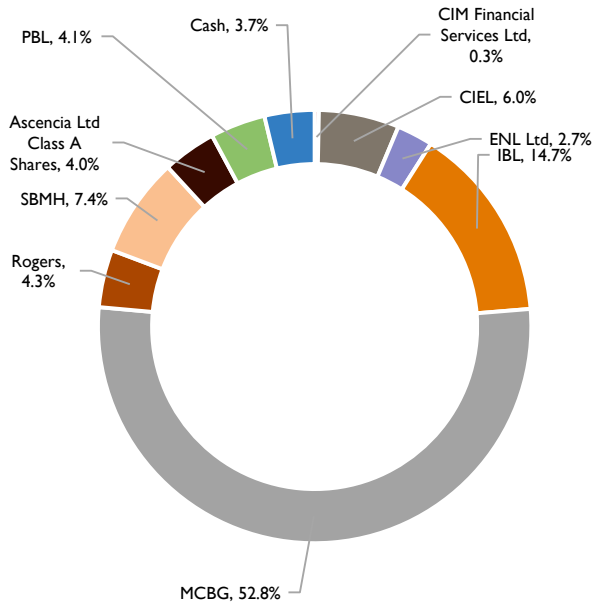
* Calculated in accordance with the general methodology defined by the European Securities and Markets Authority (ESMA).

Performance
Where applicable, all returns are based on NAV to NAV (dividends reinvested).
Dividend distribution
Dividends are declared once a year on 31st December with payment effected in January. Please refer to the Prospectus for a detailed explanation of the dividend policy.

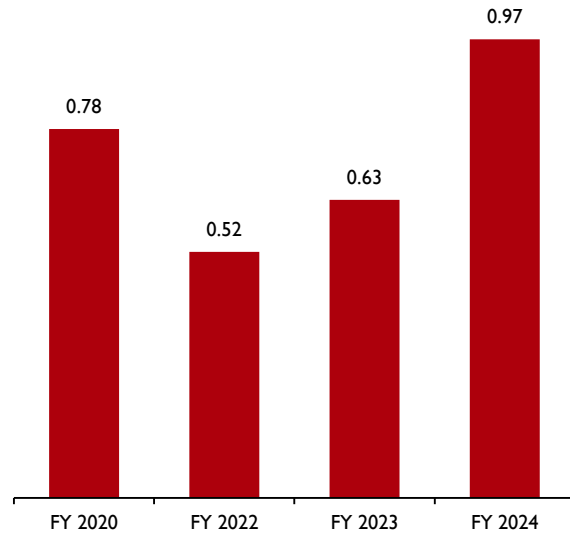
Principal distributor

MCB Stockbrokers Ltd
Sir William Newton Street, Port Louis
Telephone: 207-6868
Facsimile: 208-9210
Email: mcbfunds@mcbcm.mu
Website: www.mcbcapitalmarkets.mu

Portfolio Mix



Dividends per unit (Rs)



DISCLAIMER

This document is provided for information purposes only and is not a solicitation or an offer to buy or sell any fund. MCB Tracker Fund (the "Fund") is authorised as a collective investment scheme by the Financial Services Commission of Mauritius ("FSC") and is suitable only for such persons described in the prospectus. The full version of the prospectus and the subscription documents can be obtained upon request from the Manager. MCB Investment Management Co. Ltd (the "Manager") accepts no liability or responsibility whatsoever for any consequential loss of any kind arising out of the use of this document or any part of its contents. Any past performance figures as published herein are not to be taken as a guide to future returns. As is true for any investment in any collective investment scheme, investment in the securities herein is not guaranteed. The value of the investment may go up as well as down and the investor may not get back his initial capital. In certain circumstances an investor's right to redeem his investment may be suspended. Indices are used for comparative purposes only. The Manager is duly licensed by the FSC as CIS Manager and Investment Adviser (Unrestricted), MCB Stockbrokers Ltd is duly licensed by the FSC as Investment Dealer (Full Service Dealer Including Underwriting). MCB Registry & Securities Ltd is duly licensed by the FSC as Registrar & Transfer Agent.