

| | NAV | Issue price | Rep. price | Fund Size |
|------------|--------------|--------------------|-------------------|------------------|
| MUR | 46.42 | 47.22 | 45.85 | 1163.5 M |

Investment Manager
MCB Investment Management Co Ltd

Launch Date
14 October 1994

Initial offer price
MUR.10.00 per unit

Dealing Day
Every Friday

ISIN MU0650S00020

Bloomberg Code MCBGF00 MP

Citi Code K2JV

Minimum investments
Lump-sum investment: Equi. of 50 units
Monthly Savings Plan: MUR.500/month

Main Fees and Charges
Entry Fee: 0.75%, incl. in the issue price
Exit Fee: 0.25%, incl. in the rep. price
Investment Man. Fee: 1.00% p.a.
Trustee Fee: Up to 0.10% p.a.
Custodian Fee: Up to 0.10% p.a.
Registrar Fee: Up to 0.25% p.a.

Application and Redemption Forms
Downloadable from the website of the Trust at www.mcbscm.mu/funds and available at the office of the Principal Distributor and/or the Manager. All forms to be received at the office of the Principal Distributor and/or the Manager by 2 p.m on the Dealing Day.

Daily publication of prices per unit
www.mcbscm.mu/funds

Main Risk Factors
Market Risk, Currency Risk, Interest Rate Risk, Emerging Markets Risk. Please refer to the Prospectus for a detailed explanation of risk factors.

Risk and reward profile
KIID Synthetic Risk Reward Indicator* :
Low ■■■■■□□□ **High**

* Calculated in accordance with the general methodology defined by the European Securities and Markets Authority (ESMA).

Performance
Where applicable, all returns are based on NAV to NAV (dividends reinvested).

Dividend distribution
Dividends are declared once a year on 30 June with payment effected in July. Please refer to the Prospectus for a detailed explanation of the dividend policy.

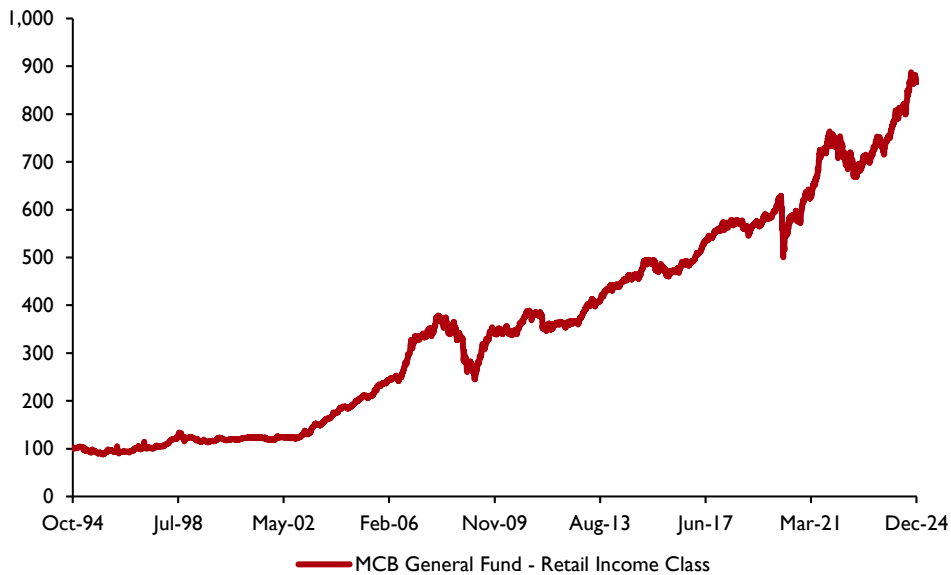
Principal distributor

MCB Stockbrokers Ltd
Sir William Newton Street, Port Louis
Telephone: 207-6868
Facsimile: 208-9210
Email: mcbfunds@mcbscm.mu

Investment objective

MCB General Fund is an open-ended fund constituted under the MCB Unit Trust, duly authorised under the Securities Act 2005. Its objective is to achieve long term capital appreciation whilst offering short term regular income.

Evolution of performance



Cumulative performance

| | 1 mth | YTD | 1 Year | 5 Years | Inception |
|-----------------------------|--------------|------------|---------------|----------------|------------------|
| MCBGF - Retail Income Class | -0.1% | 15.1% | 15.1% | 42.7% | 768.4% |

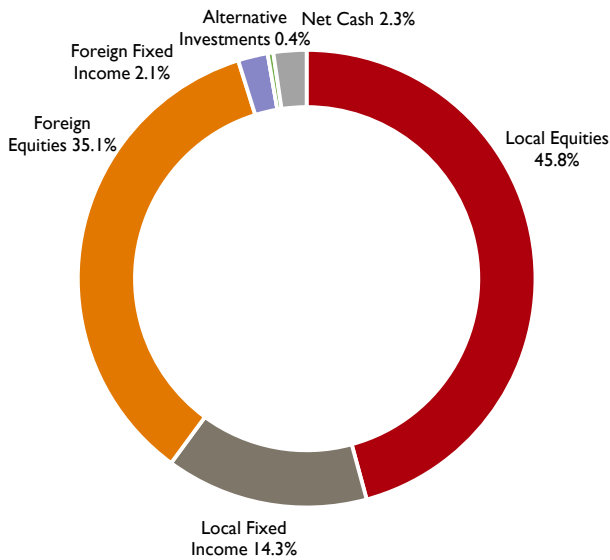
Annualised performance

| | 3 Year | 5 Years | 10 Years | 20 Years | Inception |
|-----------------------------|---------------|----------------|-----------------|-----------------|------------------|
| MCBGF - Retail Income Class | 4.7% | 7.4% | 6.5% | 7.5% | 7.4% |

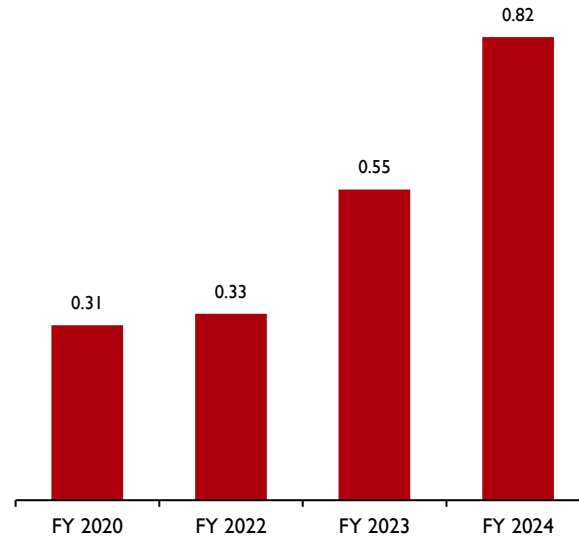
Discrete performance

| | CY 2024 | CY 2023 | CY 2022 | CY 2021 | CY 2020 |
|-----------------------------|----------------|----------------|----------------|----------------|----------------|
| MCBGF - Retail Income Class | 15.1% | 10.2% | -9.6% | 20.0% | 3.7% |

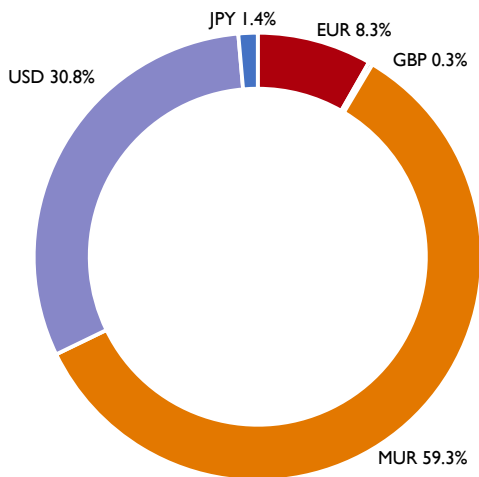
Portfolio Mix



Dividend per unit (Rs)



Currency Mix



Top 10 Holdings

| | |
|---|-------|
| MCB Group Limited Ordinary Shares | 17.2% |
| Comgest Growth America Fund | 7.8% |
| Comgest Growth Europe EUR Class Units CAP | 6.7% |
| Seilern Stryx America USD | 3.8% |
| IBL Ltd | 3.5% |
| iShares Core S&P 500 ETF (USD) | 2.6% |
| Comgest Growth Asia | 2.6% |
| SBM Holdings Ltd | 2.3% |
| CIEL Limited | 2.2% |
| Pictet Robotics | 1.9% |

DISCLAIMER

This document is provided for information purposes only and is not a solicitation or an offer to buy or sell any fund. MCB General Fund (the "Fund") is authorised as a collective investment scheme by the Financial Services Commission of Mauritius ("FSC") and is suitable only for such persons described in the prospectus. The full version of the prospectus and the subscription documents can be obtained upon request from the Manager. MCB Investment Management Co. Ltd (the "Manager") accepts no liability or responsibility whatsoever for any consequential loss of any kind arising out of the use of this document or any part of its contents. Any past performance figures as published herein are not to be taken as a guide to future returns. As is true for any investment in any collective investment scheme, investment in the securities herein is not guaranteed. The value of the investment may go up as well as down and the investor may not get back his initial capital. In certain circumstances an investor's right to redeem his investment may be suspended. Indices are used for comparative purposes only. The Manager is duly licensed by the FSC as CIS Manager and Investment Adviser (Unrestricted). MCB Stockbrokers Ltd is duly licensed by the FSC as Investment Dealer (Full Service Dealer Including Underwriting). MCB Registry & Securities Ltd is duly licensed by the FSC as Registrar & Transfer Agent.